



IDOL Eduction

Software Version: 11.6

User Guide

Document Release Date: February 2018

Software Release Date: February 2018

Legal notices

Warranty

The only warranties for Seattle SpinCo, Inc. and its subsidiaries ("Seattle") products and services are set forth in the express warranty statements accompanying such products and services. Nothing herein should be construed as constituting an additional warranty. Seattle shall not be liable for technical or editorial errors or omissions contained herein. The information contained herein is subject to change without notice.

Restricted rights legend

Confidential computer software. Except as specifically indicated, valid license from Seattle required for possession, use or copying. Consistent with FAR 12.211 and 12.212, Commercial Computer Software, Computer Software Documentation, and Technical Data for Commercial Items are licensed to the U.S. Government under vendor's standard commercial license.

Copyright notice

© Copyright 2013-2018 EntIT Software LLC, a Micro Focus company

Trademark notices

Adobe™ is a trademark of Adobe Systems Incorporated.

Microsoft® and Windows® are U.S. registered trademarks of Microsoft Corporation.

UNIX® is a registered trademark of The Open Group.

Documentation updates

The title page of this document contains the following identifying information:

- Software Version number, which indicates the software version.
- Document Release Date, which changes each time the document is updated.
- Software Release Date, which indicates the release date of this version of the software.

To verify you are using the most recent edition of a document, go to

<https://softwaresupport.softwaregrp.com/group/softwaresupport/search-result?doctype=online help>.

This site requires you to sign in with a Software Passport. You can register for a Passport through a link on the site.

You will also receive updated or new editions if you subscribe to the appropriate product support service. Contact your Micro Focus sales representative for details.

Support

Visit the Micro Focus Software Support Online website at <https://softwaresupport.softwaregrp.com>.

This website provides contact information and details about the products, services, and support that Micro Focus offers.

Micro Focus online support provides customer self-solve capabilities. It provides a fast and efficient way to access interactive technical support tools needed to manage your business. As a valued support customer, you can benefit by using the support website to:

- Search for knowledge documents of interest
- Submit and track support cases and enhancement requests
- Access the Software Licenses and Downloads portal
- Download software patches
- Access product documentation
- Manage support contracts

- Look up Micro Focus support contacts
- Review information about available services
- Enter into discussions with other software customers
- Research and register for software training

Most of the support areas require you to register as a Passport user and sign in. Many also require a support contract.

You can register for a Software Passport through a link on the Software Support Online site.

To find more information about access levels, go to

<https://softwaresupport.softwaregrp.com/web/softwaresupport/access-levels>.

About this PDF version of online Help

This document is a PDF version of the online Help.

This PDF file is provided so you can easily print multiple topics or read the online Help.

Because this content was originally created to be viewed as online help in a web browser, some topics may not be formatted properly. Some interactive topics may not be present in this PDF version. Those topics can be successfully printed from within the online Help.

Contents

Chapter 1: Introduction to Education	9
About Education	9
Education Architecture	9
Education Components	13
Common Use Scenarios	14
Education Concepts	15
Dictionaries	15
Grammars	15
Linguistic Sentiment Analysis	16
Perform Sentiment Analysis on Short Comments	17
Components	18
Extraction	18
Results Relevance	19
Case Sensitive Matches	19
Case Insensitive Match Performance	20
When to Configure Case Sensitivity	20
Licenses	20
Display License Information	21
Configure the License Server Host and Port	22
Revoke a Client License	22
Troubleshoot License Errors	23
Chapter 2: Education ACI Server	25
Introduction to Education ACI Server	25
Command-Line Options	25
Example Configuration File	26
Lua Post-Processing	27
Configure Post-Processing	27
Methods and Parameters	28
Configure En Masse Scripting	28
Example Scripts	28
Checksum Validation	29
Spanish Identity Card Number Validation	29
Dutch Citizen Service Number Validation	29
Geographical Co-ordinate Standardization	29
Date and Time Standardization	29
Server Actions	29
Select Entities at Runtime	30
Chapter 3: edktool Command-Line Tool	33
About edktool	33
Wildcard Expressions in edktool	33
edktool Syntax	34

edktool Options	35
Compile	36
List	36
Permissions	37
Generate	37
Assess	38
Extract	39
Redact Extraction Results	39
Measure	41
Help	42
Plaintext Grammar File Format	42
Command-Line Examples	42
Compile Grammars	42
List Entities	42
Extract Entities	43
Measure Accuracy	43
Run Assessments	43
Configuration Files for Education Settings	44
Define Education Settings in the .CFG Configuration File	44
Modify Configuration Parameter Values	45
Enter Boolean Values	45
Enter String Values	45
Sample Configuration File	46
Define Education Settings in the XML Configuration File	46
Education Parameters	48
AllowDuplicates	50
AllowMultipleResults	50
Example	50
AllowOverlaps	51
CaseNormalization	52
CaseNormalization	52
CaseSensitiveFieldName	53
CJKNormalization	53
Databases	54
EnableUniqueMatches	54
Entities	55
EntityAdvancedFieldN	55
EntityComponentFieldN	56
EntityFieldN	57
EntityN	57
EntityMatchRangeN	58
EntityMinScoreN	59
EntitySearchFieldsN	59
EntityZoneN	60
LanguageDirectory	61
Locale	61

MatchCase	62
MatchTimeout	62
MatchWholeWord	62
MaxEntityLength	63
MaxMatchesPerDoc	63
NonGreedyMatch	64
OutputScores	64
ProcessEnMasse	65
RedactedOutput	65
RedactionOutputString	66
RedactionReplacementCharacter	66
RequestTimeout	66
ResourceFiles	67
Script	67
SearchFields	68
SuppressMatchLogging	68
TangibleCharacters	69
TokenWithPunctuation	69
ZoneEndN	70
ZoneStartN	70
Configuration Parameters Used by edktool Only	71
EnableComponents	71
OutputSimpleMatchInfo	71
Match Validity	72
Order of Returned Matches	72
Chapter 4: Standard Grammars	73
File Names	73
Sentiment Grammars	73
Polarity Scoring	74
Verb Sentiment Transitivity	74
Place Name Disambiguation	74
Standard Grammar – Compiled	75
A	76
B	83
C	84
D	88
E	108
G	109
H	110
I	112
J	113
L	115
M	116
N	121
O	153
P	154

S	251
T	258
U	267
Standard Grammar – Source	268
Chapter 5: Grammar Reference	275
Create and Edit Grammar Files	275
Compile Grammars	276
Education Grammar Syntax	276
<grammars>	277
<include>	278
<publish>	278
<grammar>	278
<extern>	279
<entity>	279
<entry>	280
<headword>	281
<synonym>	282
<pattern>	282
Regular Expressions	283
Operators	283
Quantifiers	284
Metacharacters	284
Extensions	285
Token Properties	287
Example Grammar Files	287
grammar.xml	287
grammar_include.xml	288
Example Grammar File to Match Months	288
Simplified Grammar File Containing a Dictionary of Place Names	289
Simplified Grammar File Containing Patterns to Match Times of Day	290
Education Grammar DTD	290
Appendix 1: Education Lua Methods Reference	293
addComponent	293
getComponent	294
getComponentCount	295
getEntityName	295
getMatchedText	296
getName	296
getOffset	296
getOffsetLength	297
getOutputText	297
getScore	297
getText	298
setEntityName	298
setMatchedText	298
setName	299

setOffset	299
setOffsetLength	300
setOutputText	300
setScore	301
setText	301
Glossary	303
Send documentation feedback	308

Chapter 1: Introduction to Education

This section introduces Micro Focus Education components and concepts.

- [About Education](#) 9
- [Education Architecture](#) 9
- [Education Components](#)13
- [Common Use Scenarios](#) 14
- [Education Concepts](#) 15
- [Licenses](#)20

About Education

Micro Focus Education is a tool that you can use to identify and extract an *entity* (a word, phrase, or block of information) from text, based on a *pattern* you define. The entities are contained inside *grammar* files.

Education includes standard grammar files, which allow you to quickly and easily extract commonly sought entities, such as social security numbers, names, telephone numbers, addresses, and so on.

Education also contains sentiment grammar files that enable you to identify positive or negative sentiments in text.

Education Architecture

Figure 1 shows the basic Education architectural flow for extracting entities from a document when Education is used with IDOL. For information about the individual components for IDOL Education, see [Education Components](#), on page 13.

Figure 1: IDOL Eduction workflow

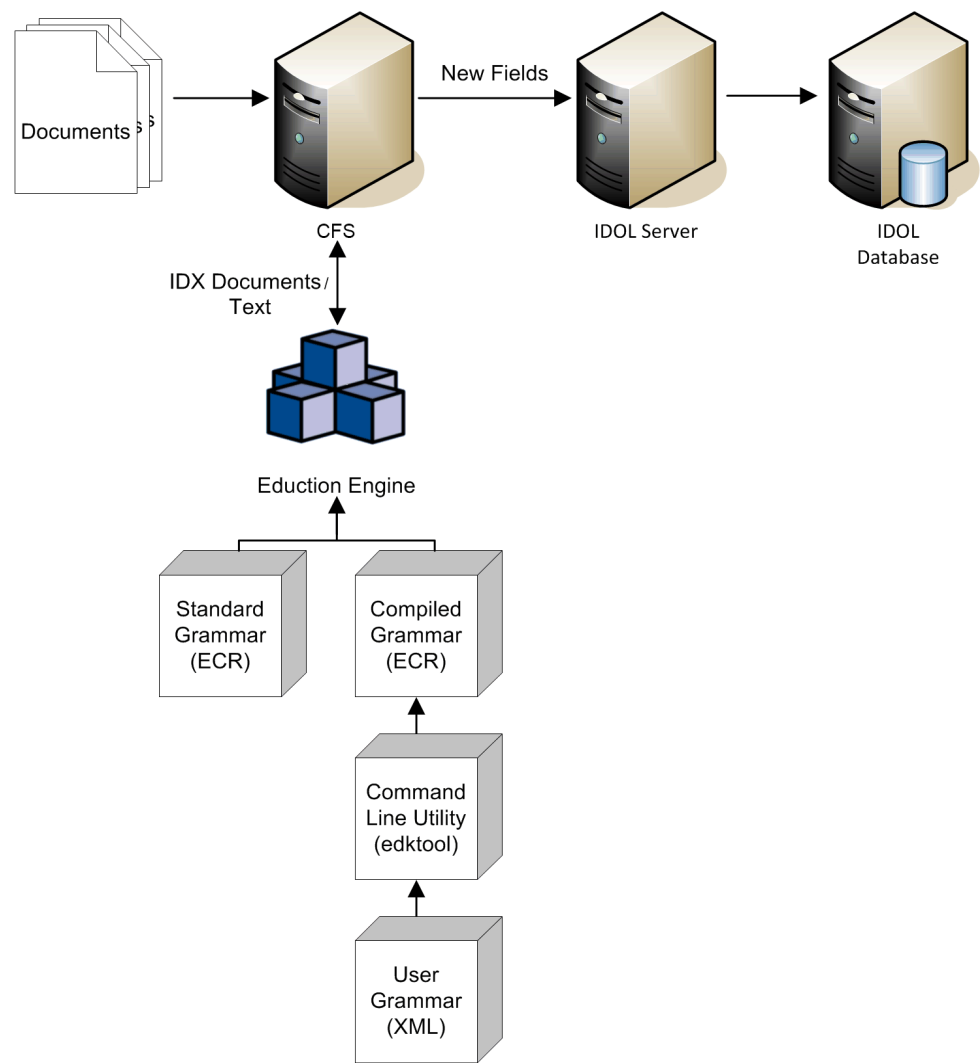


Figure 2 shows the Eduction components used when programming with the Eduction SDK. For information about the individual components for Eduction, see [Eduction Components](#), on page 13.

Figure 2: Eduction SDK workflow

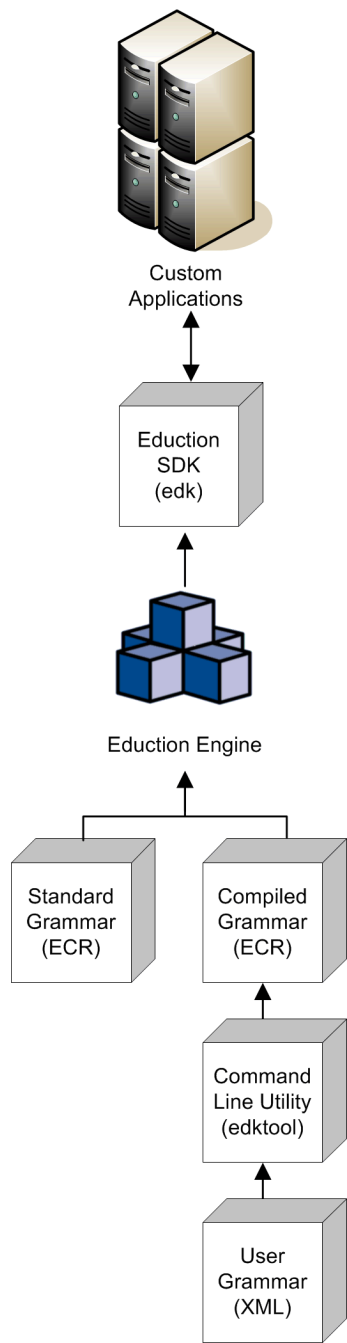


Figure 3 shows how you can perform extraction by using the Eduction grammar and the Eduction ACI server. For information about the individual components for Eduction, see [Eduction Components, on page 13](#).

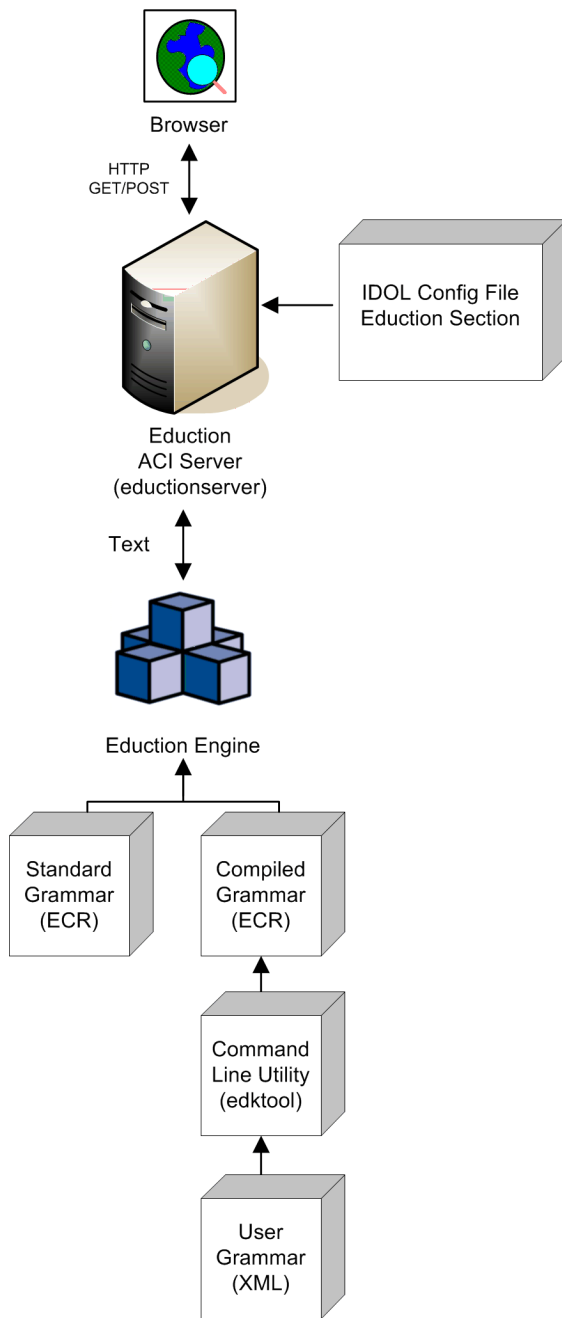
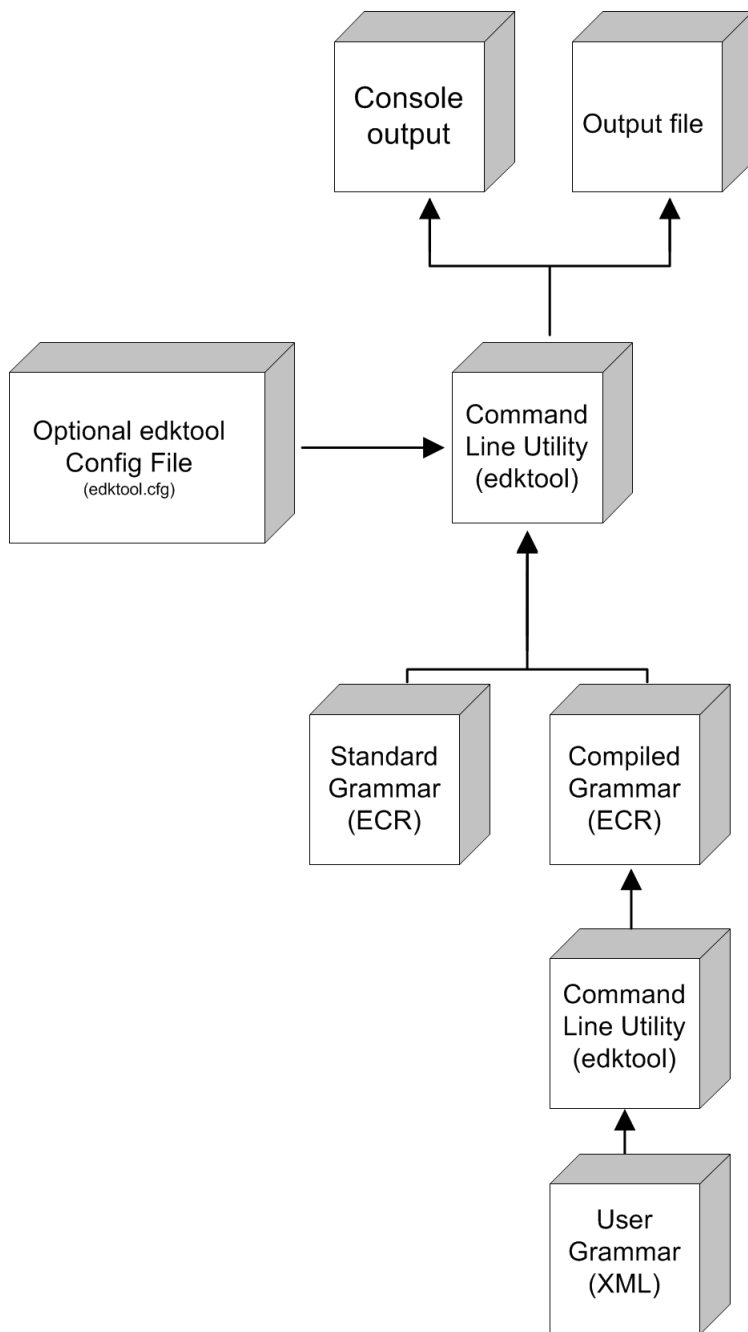
Figure 3: Extraction using the Education ACI Server

Figure 4 shows the workflow if you want to use the `edktool` command-line tool to compile and test grammar files, list entities, extract entities, and so on. For more information see [edktool Command-Line Tool, on page 33](#).

Figure 4: edktool workflow

Education Components

Education consists of the following components:

- **Education Engine.** The core logic in Education that supports the extraction of predefined entities from text, using Education grammar files compiled from XML source.

- **Command-line tool (edktool).** `edktool` compiles grammar files, performs extraction from the command line, lists entities in a grammar file, and tests the accuracy of the extraction. See [edktool Command-Line Tool, on page 33](#). A separate `edktool.cfg` configuration file contains `edktool` settings.
- **Standard grammars.** A collection of ECR grammar files covering commonly sought entities such as Social Security numbers, postal addresses, telephone numbers, people names, and so on. See [Standard Grammars, on page 73](#).

You can license standard grammar files by category and by language, so that it is possible to be licensed for any combination of category (for example, sentiment, place, or person) and language.

The license is now required when using `edktool` to compile any grammar files that use the standard grammars as resources, as well as for extraction.

- **User grammar.** XML files created by the user that describe entities that can locate patterns in text using the Education grammar language. See [Grammar Reference, on page 275](#).
- **Eduction tasks in CFS.** You can use the Connector Framework Server (CFS) to manipulate and enrich documents in a variety of ways, including performing Eduction on document fields, using Lua scripts to run Eduction processing and post-processing tasks, and redacting information in documents. For more information, see the *Connector Framework Server Administration Guide*.
- **Eduction SDK.** This is the C and Java programming interface for Eduction.
For information on the IDOL configuration file for the ACI server, see [Eduction ACI Server, on page 25](#).
- **Eduction ACI server (eductionserver).** This component is a stand-alone Eduction server, included in the SDK and typically used with the LSA grammar to identify sentiment in passages of text. The `eductionserver.cfg` configuration file contains the settings for the Eduction server.

* Not all distributions of Education contain this component.

Common Use Scenarios

The following scenarios describe possible use cases for Eduction:

- Use `edktool` to compile grammars, and test extraction on IDX, XML, or plain text documents.
- Use the Eduction ACI server from a browser to identify employee names in a document.
- Use Eduction to extract and compile a list of product names or company names from your data.
- Use Eduction as a preprocessing tool to automatically extract entities from your documents and add them as metadata to your documents before indexing.
- Use Eduction to extract common search phrases from documents before indexing, and tag the documents with this data.
- Set up an Eduction task to extract different parts of your documents to different fields. For example, if your documents are letters, you can extract the name, address, and date from each document into predefined fields.
- Use Eduction to extract information from the results of Optical Character Recognition.
- Use the redaction feature to conceal sensitive information in your output, so that you can conform to data protection standards and use your records for multiple purposes.

The Education architecture supports the extraction of:

- common entities, including place, personal names, and companies.
- any basic entities you define using dictionaries or grammars.
- complex entities you define (facts, events, relationships, and so on).

Education Concepts

This section introduces some of the Education concepts and terminology used throughout this guide.

• Dictionaries	15
• Grammars	15
• Linguistic Sentiment Analysis	16
• Perform Sentiment Analysis on Short Comments	17
• Components	18
• Extraction	18
• Results Relevance	19
• Case Sensitive Matches	19
• Case Insensitive Match Performance	20
• When to Configure Case Sensitivity	20

Dictionaries

In Education, a *dictionary* is a file that provides a vocabulary for a simple entity, such as cities or countries. The dictionaries are organized by a list of headwords (simple or compound). Each headword can also have a set of associated words called *synonyms*. Education uses the dictionary to scan a document and extract the defined entities that match the search pattern.

Dictionaries are written in XML and included in a grammar file.

Grammars

A *grammar* is a file that provides rules for complicated entities such as URLs or postal addresses. The entities can be recursively defined. Rules can refer to entities in external grammars and dictionaries. Education uses the grammar to scan a document and extract the defined entities that match the search pattern.

The pattern can be a dictionary of names such as people or places, or the pattern can describe what the sequence of text looks like without having to list it explicitly, for example, a telephone number, or a time.

Grammars are written in XML and the regular expression format. Education supports context-free grammars.

Education also allows you to extend existing grammars, and to author new ones, either from scratch or by referencing existing entities. For more information about how and when to extend your grammars, and how to improve the recall of your grammar files, refer to *IDOL Expert*.

Linguistic Sentiment Analysis

The sentiment analysis grammar files contain dictionaries of types of word (for example, positive adjective, negative noun, neutral adverb, and so on), and patterns that describe how to combine these dictionaries to form positive and negative phrases.

For example, you could run sentiment extraction using the English sentiment grammar file (`sentiment_eng.ecr`), with the following hotel review as the input file:

The room was nice enough, with a plug in radiator, tv with an English news channel, hot shower, comfy bed. The receptionist we first dealt with was miserable and rude, and just grunted at us and rolled her eyes because we were too early for check in having just got off the morning train from Khabarovsk. Fortunately, a younger receptionist with a nice smile appeared, spoke to us helpfully suggesting a few cafes nearby to pass some time, and we tried to forget about the other woman. Breakfast is terrible. Unidentifiable cordials, gloomy porridge, bread rolls filled with things you don't expect for breakfast, like potato, egg and dill. Don't come here for the breakfast, but for the cost of the room in a city like Vladivostok, the hotel is still decent value for money.

The following is a sample of the output that this produces:

```
<?xml version="1.0" encoding="UTF-8"?>
<MATCHLIST>
  <DOCUMENT Type="IDOL IDX" ID="Unknown">
    <FIELD Name="DRECONTENT">
      <FIELD_INSTANCE Value="1">
        <MATCH EntityName="sentiment/positive/eng" Offset="7" OffsetLength="5"
          Score="1.05" NormalizedTextSize="17" NormalizedTextLength="17"
          OriginalTextSize="17" OriginalTextLength="17">
          <ORIGINAL_TEXT>The room was nice</ORIGINAL_TEXT>
          <NORMALIZED_TEXT>The room was nice</NORMALIZED_TEXT>
          <COMPONENTS>
            <COMPONENT Name="TOPIC" Text="The room" Offset="0"
              OffsetLength="0" TextSize="8" TextLength="8"/>
            <COMPONENT Name="SENTIMENT" Text="nice" Offset="13"
              OffsetLength="13" TextSize="4" TextLength="4"/>
          </COMPONENTS>
        </MATCH>
        <MATCH EntityName="sentiment/negative/eng" Offset="494"
          OffsetLength="492" Score="1.2" NormalizedTextSize="21"
          NormalizedTextLength="21" OriginalTextSize="21"
          OriginalTextLength="21">
          <ORIGINAL_TEXT>Breakfast is terrible</ORIGINAL_TEXT>
          <NORMALIZED_TEXT>Breakfast is terrible</NORMALIZED_TEXT>
          <COMPONENTS>
            <COMPONENT Name="TOPIC" Text="Breakfast" Offset="0"
              OffsetLength="0" TextSize="9" TextLength="9"/>
            <COMPONENT Name="SENTIMENT" Text="terrible" Offset="13"
              OffsetLength="13" TextSize="8" TextLength="8"/>
          </COMPONENTS>
        </MATCH>
      </FIELD_INSTANCE>
    </FIELD>
  </DOCUMENT>
</MATCHLIST>
```



```

        </FIELD_INSTANCE>
    </FIELD>
</DOCUMENT>
</MATCHLIST>

```

The following example configuration shows the recommended usage:

```

[Eduction]
ResourceFiles=grammars/sentiment_eng.ecr
// Note: replace sentiment_eng.ecr by sentiment_user_eng.ecr if using user
modification

// standard entities for all sentiment analysis in English:
Entity0=sentiment/positive/eng
Entity1=sentiment/negative/eng
EntityField0=POSITIVE_VIBE
EntityField1=NEGATIVE_VIBE
EntityComponentField0=TOPIC,SENTIMENT
EntityComponentField1=TOPIC,SENTIMENT

// some invalid matches are given very low scores so that we can filter them out:
MinScore=0.1

// for extraction of Twitter handles, hashtags and emoticons:
TangibleCharacters=@#.;

// for displaying metadata:
OutputScores=True
OutputSimpleMatchInfo=False
EnableComponents=True

```

For more information on the sentiment analysis grammar files, how to adjust the sentiment analysis by extending the grammars, and the features that the sentiment grammars support, refer to *IDOL Expert*.

Perform Sentiment Analysis on Short Comments

The standard sentiment analysis grammars are designed for high precision. For some sources of short comment data, such as YouTube comments, no positive or negative matches are found in some documents despite sentiment clearly being expressed.

If recall with the full `sentiment_eng.ecr` grammar file is too low, and your documents are generally short comments, use `sentiment_basic_eng.ecr` to extract additional matches. This grammar contains carefully-selected lists of positive and negative terms that help determine the sentiment of a document in which `sentiment_eng.ecr` found no matches.

`sentiment_basic_eng.ecr` contains terms in title case, but research shows that for most data these impair recall, so these are given a lower score. Micro Focus recommends that you set `EntityMinScoreN` to 0.4 to filter out these terms unless you need them.

`sentiment_basic_eng.ecr` does not expose TOPIC or SENTIMENT components, and does not use scores to reflect strength or reliability of polarity. The following additional example configuration shows the recommended usage:

```
[Education]
ResourceFiles=grammars/sentiment_eng.ecr,grammars/sentiment_basic_eng.ecr
// optional further layer of analysis for very short documents:
Entity2=sentiment/basic_positive/eng
Entity3=sentiment/basic_negative/eng
EntityField2=BASIC_POSITIVE_VIBE
EntityField3=BASIC_NEGATIVE_VIBE
// remove this setting to include basic matches in titlecase - this is not
recommended because on most data it decreases precision:
EntityMinScore2=0.4
EntityMinScore3=0.4
```

Components

Some of the standard grammar files contain *components*, which enable you to extract attributes from matched phrases, such as topic, subject, and positive or negative sentiments. The attributes are called components because they are the components of a single match.

For example, if you used sentiment analysis to match the phrase *Their service is fantastic* as conveying positive sentiment, you can then use components to identify *service* as the subject matter, and *fantastic* as the adjective that describes the subject (note that the sentiment is not necessarily an adjective in all cases). You can also set up components when you write your own custom grammar files.

NOTE:

`sentiment_basic_eng.ecr` does not support the TOPIC or SENTIMENT components.

For more information on how to configure and define components in your grammar files, and when to use them, refer to *IDOL Expert*.

Related Topics

- [Configuration Parameters Used by edktool Only, on page 71](#)
- [EntityComponentFieldN, on page 56](#)

Extraction

Education extracts entities from documents based on the rules you have created in your dictionaries and grammars. Education can output files in multiple formats using `edktool`.

For each nominated field in a document, Education identifies each instance of the requested entity. Education returns an XML list of matches, or adds the matches to the source document as new fields. Education can also identify components of an entity match, such as:

- the parts of a social security number or phone number.
- a confidence score for the accuracy of the match.

Results Relevance

Eduction returns entities based on the extraction rules from the grammars and dictionaries. Eduction provides a test mode to measure extraction relevance *precision* and *recall*. Precision and recall are based on the comparison between human-marked results and engine-marked results. The following terms describe result relevance as used in Eduction.

- **True Positives (TP)**. Human-marked results that are also marked by the engine. These results specify that an entity returned by the engine has also been marked as true by the person marking the document.
- **False Positives (FP)**. Engine-marked results that are not marked by a human. These results specify that an entity returned by the engine has not been marked as true by the person marking the document.
- **True Negatives (TN)**. Results that are not marked either by the person marking the document, or the engine.
- **False Negatives (FN)**. Human-marked results that are not marked by the engine. These results specify that an entity not returned by the engine has been marked as true by the person marking the document.

From these relevance terms, you can determine precision and recall as follows:

- Recall is the percentage of true relevant entities that are extracted by an extraction rule, that is,

$$TP / (TP + FN) * 100$$

- Precision is the percentage of extracted entities that are true entities, that is,

$$TP / (TP + FP) * 100$$

Case Sensitive Matches

You can configure Eduction to match characters case sensitively or case insensitively. By default, it is case sensitive, which has better performance.

The simplest way to match case insensitively is to disable the `MatchCase` configuration parameter (set the parameter to `False` in the configuration file). Alternatively, if you are creating your own custom XML grammar files, you can configure individual grammars, entities, and entries individually to be case sensitive or insensitive. If you configure case sensitivity at a lower level, it overrides the higher level settings. Additionally, if you reference the entity in another entity, it maintains its own case sensitivity setting.

Most entities in the standard grammars do not have case sensitivity set explicitly, giving you the flexibility to use case sensitivity as required in your grammars.

NOTE:

If you design an entity for case-insensitive matching, it is important that entries in the entity have a consistent case style to ensure that all matches are extracted correctly. You should use all lower case, all upper case, or all initial capitals, but not a mixture. Eduction uses an optimization technique for case insensitive matching that might not extract every possible match if the entity is not defined consistently.

Case Insensitive Match Performance

Case sensitive matching generally has better performance than case insensitive matching. If you require case insensitive matching, you can use case normalization to give the same performance as case-sensitive matching.

When you want to use case normalization:

- Do not set case sensitivity explicitly in grammars and entities.
- Set the `MatchCase` configuration parameter to `True`.
- Create all entries in your entities in either all lower case, or all upper case.
- Set `CaseNormalization` to:
 - `LOWER` if all your entities are lower case
 - `UPPER` if all your entities are upper case.

Eduction normalizes the input data accordingly before the (case sensitive) matching. This process means that both your input and grammars are all in the same case, so the matching is effectively case insensitive, with the performance benefits of case sensitive matching.

When to Configure Case Sensitivity

Micro Focus recommends that you always create and use Eduction grammars that allow you to do case sensitive matching, because it has better performance. Most of the standard grammars come with entities using common and appropriate case styles. Some also have different entities for different case styles. If your data uses a consistent case, it is unlikely that you need to use case insensitive matching.

Related Topics

- [CaseNormalization](#) , on page 52
- [MatchCase](#) , on page 62

Licenses

To use IDOL solutions, you must have a running License Server, and a valid license key file for the products that you want to use. Contact Micro Focus Big Data Support to request a license file for your installation.

License Server controls the IDOL licenses, and assigns them to running components. License Server must run on a machine with a static, known IP address, MAC address, or host name. The license key file is tied to the IP address and ACI port of your License Server and cannot be transferred between machines. For more information about installing License Server and managing licenses, see the *License Server Administration Guide*.

When you start IDOL Eduction, it requests a license from the configured License Server. You must configure the host and port of your License Server in the IDOL Eduction configuration file.

You can revoke the license from a product at any time, for example, if you want to change the client IP address or reallocate the license.

CAUTION:

Taking any of the following actions causes the licensed module to become inoperable.

You **must not**:

- Change the IP address of the machine on which a licensed module runs (if you use an IP address to lock your license).
- Change the service port of a module without first revoking the license.
- Replace the network card of a client without first revoking the license.
- Remove the contents of the `license` and `uid` directories.

All modules produce a `license.log` and a `service.log` file. If a product fails to start, check the contents of these files for common license errors. See [Troubleshoot License Errors, on page 23](#).

Display License Information

You can verify which modules you have licensed either by using the IDOL Admin interface, or by sending the `LicenseInfo` action from a web browser.

To display license information in IDOL Admin

- In the **Control** menu of the IDOL Admin interface for your License Server, click **Licenses**. The **Summary** tab displays summary information for each licensed component, including:
 - The component name.
 - The number of seats that the component is using.
 - The total number of available seats for the component.
 - (Content component only) The number of documents that are currently used across all instances of the component.
 - (Content component only) The maximum number of documents that you can have across all instances of the component.

The **Seats** tab displays details of individual licensed seats, and allows you to revoke licenses.

To display license information by sending the `LicenseInfo` action

- Send the following action from a web browser to the running License Server.

```
http://LicenseServerHost:Port/action=LicenseInfo
```

where:

LicenseServerHost is the IP address of the machine where License Server resides.

Port is the ACI port of License Server (specified by the `Port` parameter in the `[Server]` section of the License Server configuration file).

In response, License Server returns the requested license information. This example describes a license to run four instances of IDOL Server.

```
<?xml version="1.0" encoding="UTF-8" ?>
<autnresponse xmlns:autn="http://schemas.autonomy.com/aci/">
```

```

<action>LICENSEINFO</action>
<response>SUCCESS</response>
<responsedata>
  <LicenseDiSH>
    <LICENSEINFO>
      <autn:Product>
        <autn:ProductType>IDOLSERVER</autn:ProductType>
        <autn:TotalSeats>4</autn:TotalSeats>
        <autn:SeatsInUse>0</autn:SeatsInUse>
      </autn:Product>
    </LICENSEINFO>
  </LicenseDiSH>
</responsedata>
</autnresponse>

```

Configure the License Server Host and Port

IDOL Education is licensed through License Server. In the IDOL Education configuration file, specify the information required to connect to the License Server.

To specify the license server host and port

1. Open your configuration file in a text editor.
2. In the [License] section, modify the following parameters to point to your License Server.

LicenseServerHost The host name or IP address of your License Server.

LicenseServerACIPort The ACI port of your License Server.

For example:

```

[License]
LicenseServerHost=licenses
LicenseServerACIPort=20000

```

3. Save and close the configuration file.

Revoke a Client License

After you set up licensing, you can revoke licenses at any time, for example, if you want to change the client configuration or reallocate the license. The following procedure revokes the license from a component.

To revoke a license

1. Stop the IDOL solution that uses the license.
2. At the command prompt, run the following command:

```

InstalLDir/ExecutableName[.exe] -revokelicense -configfile cfgFilename

```

This command returns the license to the License Server.

You can send the `LicenseInfo` action from a web browser to the running License Server to check for free licenses. In this sample output from the action, one IDOL Server license is available for allocation to a client.

```
<autn:Product>
  <autn:ProductType>IDOLSERVER</autn:ProductType>
  <autn:Client>
    <autn:IP>192.123.51.23</autn:IP>
    <autn:ServicePort>1823</autn:ServicePort>
    <autn:IssueDate>1063192283</autn:IssueDate>
    <autn:IssueDateText>10/09/2003 12:11:23</autn:IssueDateText>
  </autn:Client>
  <autn:TotalSeats>2</autn:TotalSeats>
  <autn:SeatsInUse>1</autn:SeatsInUse>
</autn:Product>
```

Troubleshoot License Errors

The table contains explanations for typical licensing-related error messages.

License-related error messages

Error message	Explanation
Error: Failed to update license from the license server. Your license cache details do not match the current service configuration. Shutting the service down.	The configuration of the service has been altered. Verify that the service port and IP address have not changed since the service started.
Error: License for <i>ProductName</i> is invalid. Exiting.	The license returned from the License Server is invalid. Ensure that the license has not expired.
Error: Failed to connect to license server using cached licensed details.	Cannot communicate with the License Server. The product still runs for a limited period; however, you should verify whether your License Server is still available.
Error: Failed to connect to license server. Error code is SERVICE: <i>ErrorCode</i>	Failed to retrieve a license from the License Server or from the backup cache. Ensure that your License Server can be contacted.
Error: Failed to decrypt license keys. Please contact Autonomy support. Error code is SERVICE:<i>ErrorCode</i>	Provide Micro Focus Big Data Support with the exact error message and your license file.
Error: Failed to update the license from the license server. Shutting down	Failed to retrieve a license from the License Server or from the backup cache. Ensure that your License Server can be contacted.
Error: Your license keys are invalid. Please contact Autonomy support. Error code is SERVICE:<i>ErrorCode</i>	Your license keys appear to be out of sync. Provide Micro Focus Big Data Support with the exact error message and your license file.

License-related error messages, continued

Error message	Explanation
Failed to revoke license: No license to revoke from server.	The License Server cannot find a license to revoke.
Failed to revoke license from server <i>LicenseServer Host:LicenseServerPort. Error code is ErrorCode</i>	Failed to revoke a license from the License Server. Provide Micro Focus Big Data Support with the exact error message.
Failed to revoke license from server. An instance of this application is already running. Please stop the other instance first.	You cannot revoke a license from a running service. Stop the service and try again.
Failed to revoke license. Error code is SERVICE:ErrorCode	Failed to revoke a license from the License Server. Provide Micro Focus Big Data Support with the exact error message.
Your license keys are invalid. Please contact Autonomy Support. Error code is ACISERVER:ErrorCode	Failed to retrieve a license from the License Server. Provide Micro Focus Big Data Support with the exact error message and your license file.
Your product ID does not match the generated ID.	Your installation appears to be out of sync. Forcibly revoke the license from the License Server and rename the <code>license</code> and <code>uid</code> directories.
Your product ID does not match this configuration.	The service port for the module or the IP address for the machine appears to have changed. Check your configuration file.

Chapter 2: Eduction ACI Server

This section describes the Eduction ACI Server.

• Introduction to Eduction ACI Server	25
• Command-Line Options	25
• Example Configuration File	26
• Lua Post-Processing	27
• Server Actions	29

Introduction to Eduction ACI Server

The Eduction ACI Server is a stand-alone server based on the ACI server. The Eduction Server processes UTF-8 encoded text, matching upon entities defined in Eduction grammars. Results return as XML, with tags in the ACI hierarchy. You define the grammars to load and the entities to match on using a configuration file. Every time you send a query, the server creates a new engine with the grammars and entities that you specified.

You can make requests from a browser or ACI client. Browsers can make requests to process small amounts of text using an HTTP GET request, or larger amounts using an HTTP POST request.

You can specify configuration settings as query parameters to override the settings in the configuration file for individual queries. See [Select Entities at Runtime, on page 30](#) for more information.

Command-Line Options

Usage: `eductionserver [options]`

Options	Description
<code>-version</code>	Displays the program version. This option must be the only argument. The program ends after the version information is displayed.
<code>directory</code>	Sets the working directory. The Eduction ACI server starts from this directory. All other arguments used in the command line are relative to this directory.
<code>-configfile file</code>	Sets the configuration file name. This option overrides the default configuration file name of <code>eductionserver.cfg</code> .
<code>- revokelice nse</code>	Revokes a lock on the Eduction license from the License Server.
<code>-install</code>	Installs Eduction as a service (Windows only). Syntax: <code>-install [-start auto manual disabled] [-username username] [-password password]</code>

Options	Description
	The <code>-start</code> option allows you to specify the startup mode. By default, it is automatic. If you do not supply a user name and password, Education runs under a local account.
<code>-uninstall</code>	Uninstalls the Education service.

NOTE:

Options are case sensitive.

NOTE:

On Linux, the ACI server requires the C++ library, `libstdc++.so`. To ensure the server can locate the required library, set the Library Path:

```
setenv LD_LIBRARY_PATH bin:$LD_LIBRARY_PATH
```

Example Configuration File

The Education ACI Server configuration file contains settings required for the server to run and specifies settings to use when performing Education. The default configuration file is named `educationserver.cfg`. You can start the Education Server using a different configuration file by using the `-configfile` command-line option (see [Command-Line Options, on the previous page](#)).

```
[License]
LicenseServerHost=127.0.0.1
LicenseServerACIPort=20000

[Server]
Port=7075
Threads=1

[Education]
ResourceFiles=person_name_engus.ecr
Entity0=person/femalefirstname/engus
Entity1=person/malefirstname/engus
Entity2=person/lastname/engus
//MinScore=0.5
//MaxEntityLength=12
//MatchCase=0
//CaseNormalization=Lower
//AllowOverlaps=1
//EnableComponents=1
//MatchWholeWord=0
//RedactionOutputString=[censored]

[Logging]
LogLevel=full
0=ApplicationLogStream
```

```
[ApplicationLogStream]
LogFile=application.log
```

Lua Post-Processing

• Configure Post-Processing	27
• Methods and Parameters	28
• Configure En Masse Scripting	28
• Example Scripts	28
• Checksum Validation	29
• Spanish Identity Card Number Validation	29
• Dutch Citizen Service Number Validation	29
• Geographical Co-ordinate Standardization	29
• Date and Time Standardization	29

Eduction Server, edktool, and the Eduction SDK support Lua post-processing. You can use this to carry out internal consistency checks, or to format your output. For example, if you configured an Eduction task to extract credit card numbers, you can set up a post-processing task to discard matches that do not pass checksum validation and are therefore determined to be strings of numbers rather than correctly formatted credit card numbers.

Configure Post-Processing

To configure Lua post-processing tasks, you must specify the number of tasks and task names in the [PostProcessingTasks] section of the configuration file, for example:

```
[PostProcessingTasks]
numTasks=2
task0=checksum
task1=filterscore
```

Each task must also have its own section in the configuration file, for example:

```
[checksum]
type=lua
script=./scripts/checksum.lua
entities=number/creditcard
```

You must define a processmatch function in your script:

```
function processmatch (edkmatch)
```

where edkmatch is the object to match. This returns a Boolean value; set this to True to keep the match, or False to discard it.

Methods and Parameters

The following methods and parameters are available:

- `edkmatch:getEntityName()`, `edkmatch:setEntityName(new_name)`
- `edkmatch:getOutputText()`, `edkmatch:setOutputText(new_text)`
- `edkmatch:getMatchedText()`, `edkmatch:setMatchedText(new_text)`
- `edkmatch:getOffset()`, `edkmatch:setOffset(new_offset)`
- `edkmatch:getOffsetLength()`, `edkmatch:setOffsetLength(new_length)`
- `edkmatch:getScore()`, `edkmatch:setScore(new_score)`
- `edkmatch:getComponentCount()`
- `edkmatch:getComponent(index)`
- `edkcomponent:getName()`, `edkcomponent:setName(new_name)`
- `edkcomponent:getText()`, `edkcomponent:setText(new_text)`
- `edkmatch:addComponent(name, offset, offsetLength)`

For more information, see [Education Lua Methods Reference](#), on page 293.

Configure En Masse Scripting

The previous section describes how to set up a post-processing task whereby the script performs the required action on each match individually. You can also set up en masse scripting tasks whereby all the matches found by an Education task are passed into a single post-processing task, which can use this information to modify all the matches at the same time. For example, you might want to increase the score of all matches that appear near other matches and are therefore considered more reliable as matches.

To configure an en masse scripting task, add the `ProcessEnMasse` parameter to the configuration file section for the task and set it to `True`.

You must define a `processmatches` function in your script:

```
function processmatches (matches)
```

where `matches` is a Lua table of all the matches extracted by your Education task. Each match also includes a flag to indicate if the match should display in the output.

You must set up the script so that it iterates over each match in the table, performs the post-processing task on each match, and sets `setOutput` to `False` for matches that should be discarded. You can use the sample script that is provided with Education as a reference.

Example Scripts

The following example post-processing script sets the score for all matches to `0.5`:

```
function processmatch (edkmatch)
if edkmatch then
    -- just overwrite the score
    edkmatch:setScore(0.5)
```

```

    end
return true

```

You can also use the sample scripts that are included with Eduction to perform the following tasks, or you can use the sample scripts as a reference if you want to write your own scripts.

Checksum Validation

The `checksum_luhn.lua` script verifies the checksum digit of each match using the *Luhn algorithm*, and reduces the score associated with the match if the checksum is wrong. The `checksum_luhn_enmasse.lua` script performs checksum validation as an en masse processing task, discards incorrect matches, and alters the score of correct matches to equal the proportion of matches that have the correct checksum digit.

You can use these scripts with the `number_cc.ecr` and `number_sin_ca.ecr` grammar files to validate most credit card numbers.

Spanish Identity Card Number Validation

You can use the `checksum_dni_es.lua` script with the `number_dni_es.ecr` grammar file to validate Spanish Documento Nacional de Identidad (national identity card) numbers.

Dutch Citizen Service Number Validation

You can use the `number_bsn_nl.lua` script with the `number_bsn_nl.ecr` grammar file to validate Dutch Citizen Service Numbers (Burgerservicenummer, or BSNs).

Geographical Co-ordinate Standardization

You can use the `lat_long.lua` script with the `place_lat_long.ecr` grammar file to convert and standardize the output of geographical co-ordinates.

Date and Time Standardization

You can use the `datetime.lua` script with the `datetime_advanced_eng.ecr` grammar file to convert and standardize the output of dates and times in English into a standardized format in cases where there are matches on several formats. For example, you can convert both *23/11/13* and *Nov 23 2013* to epoch seconds, or to *20131123*.

The `datetime_advanced_eng.ecr` grammar file can understand English natural language, and relative dates such as *last Saturday morning*. You can provide a reference date for `<today>` in the Lua script to enable normalization of relative dates into standard formats.

You can also use `datetime.lua` to convert number matches expressed in English to numeric format

Server Actions

You can run actions on the Eduction ACI server using the HTTP request:

```
http://Host:Port/?action=action[&Parameter=Value[&Parameter=Value...]]
```

For example:

```
http://localhost:13000/action=GetStatus
```

The Education API server provides the following actions (case insensitive):

<code>GetStatus</code>	Returns the status of the Education Server, including version information and entities selected for matching.
<code>EduceFromFile</code>	Performs Education on text (read from a file) and returns the matches.
<code>EduceFromText</code>	Performs Education on text (provided in the request) and returns the matches.
<code>RedactFromFile</code>	Performs Education on text (read from a file) and redacts the matches to return the redacted text.
<code>RedactFromText</code>	Performs Education on text (provided in the request) and redacts the matches to return the redacted text.

For more information about these actions, and example responses, refer to the *Education Server Reference*.

Select Entities at Runtime

You can customize the behavior of the extraction for individual query actions by specifying the configuration settings as query parameters in the API request. For example:

```
http://localhost:13000/?action=EduceFromFile&MatchCase=True&Grammars=place_albal.ecr
```

If you specify a parameter as part of a query, it overrides the configuration file settings for the parameter.

You can specify a comma-separated list of grammar files to load as the value of the `Grammars` parameter. For example:

```
Grammars=GrammarFile[,GrammarFile2]
```

This corresponds to the `ResourceFiles` setting in the configuration file.

You can specify a comma-separated list of entities to use as the value of the `Entities` parameter. If no entities are specified in the configuration file, all public entities from the grammar files that you configured are available.

Alternatively, if your query uses several grammar files or entities, you can use wildcard expressions in the `Grammars` or `Entities` parameters. You can use the `*` wildcard to match any number of characters, or the `?` wildcard to match a single character. For example:

```
action=EduceFromText&Text=I thought it was a bad idea. Es ist nicht gut.&Grammars=sentiment_*.ecr
```

This example uses all the available sentiment grammars for the extraction without you having to type a lengthy comma-separated list.

NOTE:

The grammar files and entities must already be specified in the configuration file. There must be no space before or after a comma.

You can specify the following parameters as part of your query:

AllowMultipleResults	MatchWholeWord
AllowOverlaps	MaxEntityLength
CaseNormalization	MinScore
CJKNormalization	NonGreedyMatch
EnableComponents	RedactionOutputString
EnableUniqueMatches	RedactionReplacementCharacter
Locale	TangibleCharacters
MatchCase	TokenWithPunctuation

These parameters behave in the same way as the parameters of the same name in the configuration file. See [Example Configuration File, on page 26](#) for more information.

A query parameter takes the value of the corresponding parameter in the configuration file as its default. If that parameter is not set in the configuration file, the query uses the default value for the parameter as described in the *Eduction SDK User Guide*. See [Eduction Parameters, on page 48](#) for more information.

Chapter 3: edktool Command-Line Tool

This section describes `edktool` and the configuration files that specify Education settings that are used with it.

• About edktool	33
• edktool Syntax	34
• edktool Options	35
• Command-Line Examples	42
• Configuration Files for Education Settings	44
• Education Parameters	48
• Match Validity	72

About edktool

`edktool` is a tool for Education that allows you to compile and test your grammars. `edktool` can perform the following functions:

- compile grammars
- list available entities in a grammar file
- extract entities from a file based on a grammar and select entities from the grammar for extraction
- test the accuracy of the extraction process

NOTE:

On Linux, `edktool` requires the C++ library, `libstdc++.so`. To ensure the tool can locate the required library, set the Library Path:

```
setenv LD_LIBRARY_PATH bin:$LD_LIBRARY_PATH
```

Wildcard Expressions in edktool

The `-e` and `-g` parameters in the [Generate](#), [Compile](#), [Assess](#), and [Extract](#) options in `edktool` support wildcard expressions. For example, if you want to use all of the available sentiment analysis files in the `grammars` directory, you can type `-e "grammars/sentiment_*.ecr"` instead of typing a lengthy comma-separated list of multiple files.

You can use the `*` wildcard to match any number of characters, or the `?` wildcard to match a single character.

NOTE:

In some cases (for example, if you are running Linux), the command shell automatically expands wildcard expressions, which can produce unexpected results in Education. To avoid this, you should enclose your wildcard expression in quotation marks.

edktool Syntax

Syntax for edktool is as follows:

```
Usage: edktool {
    generate    -i <inputfile> [-o <outputfile>] [-e <entityname>]
    compile     [-i] <inputfile> [-e <entity>[,<entity>...]]
               [-l <licensefile>] [-o <outputfile>] [-p] |
    list        <grammarfile> [-a] [-q] |
    extract     [-l <licensefile>] -i <inputfile> [-c <configfile>]
               [-g <grammarfile>[,<grammarfile>...]]
               [-e <entity>[,<entity>...]] [-o <outputfile>] [-m] [-q]
               [-r <redactionfile>] [-p] |
    measure     -e <expectedfile> -a <actualfile> [-o <resultsfile>] [-q] |
    assess      [-l <licensefile>] [-o <resultsfile>] [-c <configfile>] [-a]
               [-m <matched entities>] [-g <grammarfile>[,<grammarfile>...]]
               [-e <entity>[,<entity>...]] [-v <valid input>]
               [-w <invalid input>] [-x] [-q] |
    permissions -d <directory> [-l <licensefile>] [-a] [-q] |
    help        [<option>] }
```

Options:

generate or g	Generates an uncompiled XML (source) file
-i inputfile	The plaintext file containing one match per line
-o outputfile	The destination for the output XML file
-e entityname	The name for the single entity in the XML output
compile or c	Compiles a grammar file
-i inputfile	Input grammar file
-e entities	Entities to be included in the grammar
-l licensefile	The file containing the license key
-o outputfile	Output grammar file
-p	Treat the input file as plaintext rather than XML
list or l	Lists the available entities in a grammar file
grammarfile	The grammar file
-a	Show additional info - such as license requirements
-q	"Quiet Mode" suppresses all descriptive messages
extract or e	Extract entities from a file
-l licensefile	The file containing the license key
-i inputfile	The file on which entity extraction will be performed
-c configfile	A configuration file controlling the extraction
-g grammarfiles	Grammar files to use, if "-c" is not used
-e entities	The entities to extract, if "-c" is not used
-o outputfile	The file containing the results of the extraction
-m	Produce match results for IDOL input files
-q	"Quiet Mode" suppresses all descriptive messages
-r redactionfile	A copy of the input file, with all matches redacted

<code>-p</code>	Treat the resource file as plaintext rather than XML
<code>measure</code> or <code>m</code>	Measures precision and recall between extraction runs
<code>-e expectedfile</code>	The expected results file from "edktool extract"
<code>-a actualfile</code>	The actual results file from a separate extraction run
<code>-o resultsfile</code>	The results: precision, recall and differences
<code>-q</code>	"Quiet Mode" suppresses all descriptive messages
<code>assess</code> or <code>a</code>	Measures precision and recall, using user-defined data
<code>-l licensefile</code>	The file containing the license key
<code>-a</code>	Show all results, including true matches
<code>-c configfile</code>	A configuration file controlling the assessment
<code>-g grammarfiles</code>	Grammar files to use, if "-c" is not used
<code>-e entities</code>	The entities to extract, if "-c" is not used
<code>-x</code>	Sets comparison mode to "exact", if "-c" is not used
<code>-m "match entities"</code>	Entities to check results against, if "-c" is not used
<code>-v "valid input"</code>	The file containing valid input, if "-c" is not used
<code>-w "invalid input"</code>	The file containing invalid input, if "-c" is not used
<code>-o resultsfile</code>	The results: false matches, precision and recall
<code>-q</code>	"Quiet Mode" suppresses all descriptive messages
<code>permissions</code> or <code>p</code>	Displays all licensed grammar files in a directory
<code>-d directory</code>	A directory containing some education grammar files
<code>-l licensefile</code>	The file containing the license key
<code>-a</code>	Show additional information
<code>-q</code>	"Quiet Mode" suppresses all descriptive messages
<code>help</code> or <code>h</code>	Displays edktool help
<code>option</code>	More detailed help on the edktool option

NOTE:

If you do not specify a license key at the command line, edktool assumes that the location of the license file is `licensekey.dat`. If the license is kept in this location, you do not need to specify the `-l <licensefile>` parameter.

edktool Options

This section describes the edktool options.

• Compile	36
• List	36
• Permissions	37
• Generate	37
• Assess	38
• Extract	39
• Redact Extraction Results	39

• Measure	41
• Help	42
• Plaintext Grammar File Format	42

Compile

This option creates a compiled Education grammar file.

You can use wildcard expressions in the `-e` parameter; see [Wildcard Expressions in edktool](#), on page 33 for more information.

<code>-l <licensefile></code>	The file containing a valid license key for Education. If you do not specify a license key at the command line, <code>edktool</code> assumes that the location of the license file is <code>licensekey.dat</code> . If the license is kept in this location, you do not need to specify this parameter.
<code>-i <inputfile></code>	The grammar file to process. The input file can be an uncompiled (Source) XML Education grammar file or a plaintext grammar file.
<code>-e <entity></code>	A comma-separated list of entities to include in the output file. If you do not include any entities in the command line, Education includes all entities in the input file in the output file. If you include entities in the command line, Education includes only those entities specified in the output file.
<code>-o <outputfile></code>	The output file name. If you do not specify the output file name, Education creates an output file using the XML grammar file name with <code>.ecr</code> appended.
<code>-p</code>	Set this parameter if you want to use a plaintext grammar file (containing one potential match on each line) rather than an XML grammar file as the input text to compile from.

When compiling, the XML file must follow the Education syntax rules for laying out grammar files. The ECR file is a proprietary format that is optimized for fast loading into the Education engine at run time. While the engine can load XML grammar files, as well as compiled ECR files, compiling a grammar file makes loading quicker.

Because compiled grammar files are binary files and cannot be read, the `List` option allows you to view the public entities in a compiled grammar file.

You can also specify the `-p` parameter at the command line to compile a grammar file in ECR format from a plaintext grammar file. The plaintext grammar file must be in the format described in [Plaintext Grammar File Format](#), on page 42.

List

This option lists the entities in an uncompiled (Source) XML Education grammar file or a compiled ECR grammar file. Listing the contents of an XML file lists all entities in the file, both private and public. Listing the contents of a compiled ECR file lists all public entities. Private entities not referenced by the public entities are removed from the compiled ECR file.

To enable this feature, type `edktool 1 <grammarfile>` at the command line.

You can also include the optional `-a` parameter when using the LIST option. As well as listing the components that the entity can return, this lists the licence requirements for a particular compiled grammar file. For example, the following output:

```
category: place                languages: English or French
```

indicates that the user must be licensed for either English or French in the place category. If multiple lines appear, then the license must satisfy the conditions in every line.

If you include the optional `-q` “Quiet Mode” parameter, `edktool` removes all descriptive messages from the output and shows the entity list only. The output includes components if you also set the `-a` parameter.

Permissions

This option reads any specified directory and returns a list of all compiled grammar files inside it that you can access using the specified licence.

To enable this feature, type `edktool p -d <directory> -l <licencefile>` at the command line. You can also include the optional parameter `-a` to return a list of all compiled grammar files inside the directory that are **not** accessible under the specified licence.

NOTE:

If you do not specify a license key at the command line, `edktool` assumes that the location of the license file is `licensekey.dat`. If the license is kept in this location, you do not need to specify the `-l <licensefile>` parameter.

You can include the optional `-q` parameter to enable “Quiet Mode” and remove descriptive messages from the output. If you enable “Quiet Mode”, the output consists of a list of file names only, in the format `Valid: filename.ecr` or, if you also included the `-a` parameter, `Invalid: filename.ecr`.

Generate

This option generates an uncompiled XML source file from a plaintext grammar file.

To enable this feature, type `edktool g -i <inputfile>` at the command line. You can also specify the optional `-o` and `-e` parameters.

You can use wildcard expressions in the `-e` parameter; see [Wildcard Expressions in edktool, on page 33](#) for more information.

<code>-i <inputfile></code>	The plaintext grammar file to process. This file must contain one potential match on each line.
<code>-e <entity></code>	The resulting XML grammar file contains a single entity; you can specify the name of this entity as the value of the <code>-e</code> parameter. If you do not specify a name, the entity will be given a default name based on the name of the input file.
<code>-o <outputfile></code>	The output file name.

Related Topics

- [Plaintext Grammar File Format](#) , on page 42

Assess

This option enables you to assess the performance and accuracy of an Education grammar against a set of pre-tagged examples.

You must supply a text file with one phrase on each line; the `Assess` feature checks whether each line contains a match.

You must specify at least one input file, using the `-v` parameter or the `-w` parameter. If required, you can specify both of these parameters.

You can use wildcard expressions in the `-e` and `-g` parameters; see [Wildcard Expressions in edktool](#), on page 33 for more information.

<code>-l <licensefile></code>	<p>The file containing a valid license key for Education.</p> <p>If you do not specify a license key at the command line, <code>edktool</code> assumes that the location of the license file is <code>licensekey.dat</code>. If the license is kept in this location, you do not need to specify this parameter.</p>
<code>-c <configfile></code>	<p>A configuration file controlling the assessment. The configuration file can be either an IDOL Server style <code>.CFG</code> configuration file or an XML configuration file. See Configuration Files for Education Settings, on page 44.</p> <p>You can specify one or more grammar files and one or more entities in place of a configuration file. Specifying a configuration file overrides the grammar or entity parameters.</p>
<code>-g <grammarfile></code>	<p>A grammar file to use when <code>-c</code> is not used.</p> <p>If you provide a grammar file but you do not specify any entities with <code>-e</code>, Education extracts all entities in the grammar file.</p>
<code>-e <entity></code>	<p>The entities to extract when <code>-c</code> is not used. Separate multiple entities with a comma.</p>
<code>-x</code>	<p>(Optional) Modifies the behavior so that the <code>Assess</code> feature checks for exact matches.</p>
<code>-m <matched entities></code>	<p>(Optional) This parameter does not change the extraction behavior, but enables you to check which entities are producing the matches.</p>
<code>-v <valid_input></code>	<p>A file of phrases where a match would be valid.</p>
<code>-w <invalid_input></code>	<p>A file of phrases where a match would be invalid.</p>
<code>-a</code>	<p>(Optional) The output includes explanations of each failure, and statistics such as recall, precision, and F1 (depending on the type of input file you provided). Include the <code>-a</code> parameter to display additional output, including the results for every phrase in your input files.</p>
<code>-o <outputfile></code>	<p>(Optional) By default, Education sends output to the console. To send the</p>

output to a file, use the `-o` parameter.

The output is a list of all phrases that failed. For valid input this would be a phrase that contained no match; for invalid input this would be a phrase that contained a match.

`-q` (Optional) Sets “Quiet Mode” so that descriptive messages are removed, and the output consists only of a list of examples that failed, in the form “FAIL: “text” is matched by “entity”” or similar, depending on the test specifications. If you also set the `-a` parameter, examples that pass are also included in the output.

For more information on how to use the Assess feature to check the effectiveness and performance of your grammar files, refer to *IDOL Expert*.

Extract

This option extracts entities from a document. It can print the output to a file, or to the console. You can use this option to test your grammars.

You can use wildcard expressions in the `-e` and `-g` parameters; see [Wildcard Expressions in edktool](#), on page 33 for more information.

Redact Extraction Results

You can enable redaction on extracted matches in `edktool` either by setting `RedactedOutput` to `True` in the `edktool` configuration file, or by specifying a redaction file using the `-r` parameter at the command line. Note that `edktool` only performs redaction on fields that you have configured as IDOL search fields.

If you have specified an IDX file to perform extraction on, existing fields are preserved in their unredacted form, and a redacted copy of each search field is added to the IDX file, with `_REDACTED` appended to the original field name. For example:

```
#DRREFERENCE 1
#DREFIELD DRECONTENT_REDACTED="The driver ##### was questioned."
#DRECONTENT
The driver Joe Bloggs was questioned.
#DREENDDOC
```

If you have specified a plaintext file to perform extraction on, the entities identified as matches by `edktool` are redacted from the input text to form the redacted output. For example:

Input:

The driver Joe Bloggs was questioned.

Output:

The driver ##### was questioned.

Eduction sends redacted output to the file specified in the `-r` parameter. If you do not specify this argument but you have enabled redaction in the configuration file, Eduction displays redacted output in

the console after the list of matches, unless you have specified the `-q` parameter at the command line to enable Quiet mode. In Quiet mode, redacted output does not display in the console.

- `-l <licensefile>` The file containing a valid license key for Education.
If you do not specify a license key at the command line, `edktool` assumes that the location of the license file is `licensekey.dat`. If the license is kept in this location, you do not need to specify this parameter.
- `-i <inputfile>` The file to perform entity extraction on. The input file can be either an IDOL IDX file, an IDOL XML file, or a plain text file. It must be UTF-8 encoded.

NOTE:

If the input file is an XML file, the configuration file (in either IDOL configuration file format or XML format) must contain entries for the `DocumentDelimiterCSVs` parameter. If this setting is not correct, Education might not find any documents in the XML file. For information on how to set this option, refer to the Server Configuration Parameters section of the *IDOL Server Reference*.

- `-c <configfile>` A configuration file controlling the extraction. The configuration file can be either an IDOL Server style `.CFG` configuration file or an XML configuration file. See [Configuration Files for Education Settings, on page 44](#).

You can specify one or more grammar files and one or more entities in place of a configuration file. Specifying a configuration file overrides the grammar or entity parameters.
- `-g <grammarfile>` A grammar file to use when `-c` is not used.

If you provide a grammar file but do not specify any entities with `-e`, Education extracts all entities in the grammar file.
- `-e <entity>` The entities to extract when `-c` is not used. Separate multiple entities with a comma.
- `-o <outputfile>` The file containing the results of the extraction. The content of the optional output file depends on the type of input file provided and whether the `-m` option is used.

If the input file type is an IDOL file and the `-m` option is *not* used, the output file is identical to the input file, except the matched entities are appended to each document as additional fields. This behavior is the same as Education running in IDOL.

If the input file is a plain text file or an IDOL file with the `-m` option, the output file is an XML file containing the matched entities.

If the input file is an IDOL file, the output file also contains document information.
- `-m` Produce match results for IDOL input files.
- `-q` (Optional) Sets “Quiet Mode” so that descriptive messages and redacted output are removed, and the output consists of the XML matchlist only (that

	is, an XML document with all the matches and any configured metadata).
<code>-r <redaction_file></code>	A copy of the input file, with all matches redacted. For example, if you specified an IDX input file, the content is sent to the redaction file as follows, with the redactions made in place:
	<pre>#DRREFERENCE 1 #DRECONTENT The driver ##### was questioned. #DREENDDOC</pre>
<code>-p</code>	Set this parameter if you want to use a plaintext grammar file rather than an XML grammar file as the input text to extract from.

The extract option requires an input file (either in IDOL IDX, IDOL XML, or plain text format) and either a configuration file or a grammar file. If you do not provide a configuration file, `edktool` searches the file for any specified entities in the specified grammar (or all entities, if none are specified). For example, in the simplest command line:

```
C:\>edktool e -i myData.txt -g grammar1.ecr,grammar2.ecr
```

`edktool` is invoked with no configuration file. It uses the command-line arguments to process the data file `myData.txt` with the grammar files `grammar1.ecr` and `grammar2.ecr`. Education identifies all the entities in the two grammar files, and matches on these. The output is sent to the console in XML format, identifying matches in the data file and using the entity names to generate field names for the matches that contain the matched data. Assuming `myData.txt` is a plain text file, the entire body of the file is matched.

You can also specify the `-p` parameter at the command line to extract matches from a plaintext grammar file.

The plaintext grammar file must be in the format described in [Plaintext Grammar File Format , on the next page](#).

Measure

This option measures precision and recall between extraction runs by comparing the *expected results* of entity extraction with the *actual results*.

Expected results are created once and remain as a base reference for ongoing tests. Actual results are generated as required each time a grammar is modified. The two results are compared to generate precision and recall information.

To generate expected results, run `edktool -extract`, and then revise the generated output file so that it contains the correct matches. From then on, `edktool -extract` is used only to create the actual results, and the two files are compared against each other to generate precision and recall information on an ongoing basis.

<code>-e <expectedfile></code>	The expected results file from <code>edktool -extract</code> .
<code>-a <actualfile></code>	The actual results file from subsequent extraction runs with modified grammar files.
<code>-o <resultsfile></code>	The results, including precision, recall, and differences.

- q (Optional) Sets “Quiet Mode” so that descriptive messages are removed, and the output consists of only an XML document containing the differences between the expected and actual output.

For more information on how to use the Measure feature to check the effectiveness and performance of your grammar files, refer to *IDOL Expert*.

Help

This option lists the valid `edktool` options along with brief descriptions for each.

Plaintext Grammar File Format

Plaintext grammar files must have only a single entity, that consists entirely of headwords. Patterns, synonyms, scoring and so on are **not** supported.

Each line in the grammar file must consist of either a headword, a blank line, or a comment (a line beginning with `//` that is skipped when the file is read). Whitespace and blank lines are ignored when the file is read.

Command-Line Examples

This section provides some examples of the command-line tool functionality.

• Compile Grammars	42
• List Entities	42
• Extract Entities	43
• Measure Accuracy	43
• Run Assessments	43

Compile Grammars

```
edktool c mygrammar.xml
```

Compiles `mygrammar.xml` into `mygrammar.ecr`.

```
edktool c -i mygrammar.xml -e common/* -o compiledgrammar.ecr
```

Compiles all the entities in the `common` entity type in `mygrammar.xml` into `compiledgrammar.ecr`.

List Entities

```
edktool list mygrammar.ecr
```

Lists all public entities in the compiled grammar file, `mygrammar.ecr`.

Extract Entities

```
edktool e -i myPlainTextFile.txt -g myGrammar.ecr
```

Extracts all entities in `myGrammar.ecr` from `myPlainTextFile.txt`, sending the output to the console in XML format, with the field names for the matching text automatically generated from the entity names found in `myGrammar.ecr`.

```
edktool e -i myIDOLfile.idx -c myIDOLConfigFile.cfg -o myoutputfile.idx
```

Using the configuration file `myIDOLConfigFile.cfg`, extract entities from the file `myIDOLfile.idx` and direct the output with additional Education fields to the file `myoutputfile.idx`.

```
edktool e -i myIDOLfile.idx -c myIDOLConfigFile.cfg -o myoutputfile.xml -m
```

The same as the previous example, except output the match results to an `edktool` XML file.

Measure Accuracy

```
edktool m -e expected.xml -a actual.xml -o difference.xml -q
```

Compare `expected.xml` with `actual.xml` and put the difference in `difference.xml`, including precision and recall. “Quiet Mode” is enabled, so all descriptive messages are removed from the output.

Run Assessments

```
edktool a -l <license> -c <configuration_file> [-a] [-o <output_file>]
```

Run several assessments from a single Education configuration file.

The configuration file must contain a numbered `[assessmentN]` section for each assessment you want to run. You must specify the input files, the entities to match, and whether matching should be exact. For example:

```
[assessment0]
valid=data.txt

[assessment1]
entities=entity1,entity2
valid=match.txt
invalid=should_not_match.txt
exact=true
```

You can specify multiple entities either by separating them with commas, or by using wildcard expressions. You can use the `*` wildcard to match any number of characters, or the `?` wildcard to match a single character. For example, set `Entities` to `org/soccer/*` to use the entities `org/soccer/us`, `org/soccer/gb`, `org/soccer/de`, and so on without having to type a lengthy comma-separated list.

Configuration Files for Eduction Settings

The Extraction option of `edktool` can take its configuration settings from one for the following file types:

- .CFG file
- XML file

You can use the same Eduction configuration settings in each file format, including wildcard expressions where applicable.

Define Eduction Settings in the .CFG Configuration File

The Eduction configuration settings that can be defined in the IDOL Server format .CFG configuration file are described in [Configuration Parameters Used by edktool Only](#), on page 71.

The .CFG configuration file consists of several sections that are identified by a phrase in square brackets. Each section contains parameters (name/value pairs). For example:

```
[Eduction]
ResourceFiles=C:\MyGrammar\gram1.ecr
```

To define Eduction settings in the .CFG configuration file

1. Open the .CFG configuration file in a text editor.
2. Set the IDOL Eduction parameters as required. The following parameters are available (see [Example Configuration File](#), on page 26 and [Eduction Parameters](#), on page 48 for more information):

AllowDuplicates	Locale
AllowMultipleResults	MatchCase
AllowOverlaps	MatchWholeWord
CaseNormalization	MaxEntityLength
CJKNormalization	MaxMatchesPerDoc
CaseSensitiveFieldName	NonGreedyMatch
Databases	OutputScores (used by <code>edktool</code>)
EnableComponents (used by <code>edktool</code> only)	OutputSimpleMatchInfo
EnableUniqueMatches	RedactedOutput
EntityN	RedactionOutputString

EntityAdvancedFieldN	RedactionReplacementCharacter
EntityComponentFieldN	ResourceFiles
EntityFieldN	SearchFields
EntityMatchRangeN	SuppressMatchLogging
EntityMinScoreN	TangibleCharacters
EntitySearchFieldsN	TokenWithPunctuation
EntityZoneN	ZoneEndN
LanguageDirectory	ZoneStartN

NOTE:

If you set `CaseNormalization` to **Lower** or **Upper**, set `MatchCase` to **True**.

- Set the following parameters in the [Server] section of the configuration file. These settings are critical for the correct reading of documents.

```
CantHaveFieldCSVs
DocumentDelimiterCSVs
```

- Save and close the configuration file.

Modify Configuration Parameter Values

The following section describes how to enter parameter values in the configuration file.

Enter Boolean Values

The following settings for Boolean parameters are interchangeable:

```
TRUE = true = True = ON = on = Y = y = 1
FALSE = false = False = OFF = off = N = n = 0
```

Enter String Values

Some parameters require string values that contain quotation marks. Percent-encode each quotation mark by inserting a backslash before it.

For example:

```
FIELDSTART0="<font face=\"arial\"size=\"+1\"><b>"
```

Here, the beginning and end of the string are indicated by quotation marks, while all quotation marks that are contained in the string are percent-encoded.

If you want to enter a comma-separated list of strings for a parameter, and one of the strings contains a comma, you must indicate the start and the end of this string with quotation marks.

For example:

```
ParameterName=cat,dog,bird,"wing,beak",turtle
```

If any string in a comma-separated list contains quotation marks, you must put this string into quotation marks and percent-encode each quotation mark in the string by inserting a backslash before it.

For example:

```
ParameterName="<font face=\"arial\"size=\"+1\"><b>\",dog,bird,\"wing,beak\",turtle
```

Sample Configuration File

The following shows the configuration for a sample Education task:

```
[Education]
ResourceFiles=C:\MyGrammar\gram1.ecr,C:\MyGrammar\gram2.ecr
ZoneStart0=<TEXT>
ZoneEnd0=</TEXT>
ZoneStart1=acknowledgements
ZoneEnd1=introduction
Entity0=common/aus_holidays
EntityField0=HOLIDAYS
EntityZone0=0
Entity1=common/us_holidays
EntityField1=HOLIDAYS
EntityZone1=0
Entity2=us/social_security_number
EntityField2=SS_NUMBER
EntityZone2=1
SearchFields=DRECONTENT
AllowDuplicates=HOLIDAYS

[Logging]
LogLevel=Full
```

This sample uses two grammar files. It searches for all Australian and U.S. holidays in the DRECONTENT field between the text *<Text>* and *</Text>*, adding the matches as additional fields HOLIDAYS. It also searches for a single social security number in DRECONTENT between the text *acknowledgements* and *introduction* and adds the results as a new field SS_NUMBER.

Define Education Settings in the XML Configuration File

The Education configuration elements that you can define in the XML file are described in [Configuration Parameters Used by edktool Only, on page 71](#).

The following XML configuration file example shows all the available XML elements:

```
<?xml version="1.0" encoding="UTF-8"?>

<!-- Sample Education XML configuration file for the edktool utility -->

<Education>
  <!-- Global Settings (Defaults shown) -->
  <MatchWholeWord>true</MatchWholeWord>
  <SuppressMatchLogging>false</SuppressMatchLogging>
```

```

<MaxEntityLength>256</MaxEntityLength>
<AllowOverlaps>>false</AllowOverlaps>
<EnableComponents>>false</EnableComponents>
<OutputSimpleMatchInfo>>true</OutputSimpleMatchInfo>
<MatchCase>>true</MatchCase>
<DocumentDelimiterCSVs>*/DOCUMENT</DocumentDelimiterCSVs>
<CantHaveFields>
  <CantHaveField>*/DRESTORECONTENT</CantHaveField>
  <CantHaveField>*/CHECKSUM</CantHaveField>
  <CantHaveField>*/DREWORDCOUNT</CantHaveField>
  <CantHaveField>*/DRETYPE</CantHaveField>
  <CantHaveField>*/IMPORTBODYLEN</CantHaveField>
  <CantHaveField>*/IMPORTMETALEN</CantHaveField>
  <CantHaveField>*/IMPORTLINKLEN</CantHaveField>
  <CantHaveField>*/IMPORTTITLELEN</CantHaveField>
  <CantHaveField>*/IMPORTQUALITY</CantHaveField>
  <CantHaveField>*/DREPAGE</CantHaveField>
  <CantHaveField>*/DREFILENAME</CantHaveField>
  <CantHaveField>*/dredoctype</CantHaveField>
</CantHaveFields>

<!-- Eduction grammar (resource) files to load -->
<ResourceFiles>
  <ResourceFile>phone.ecr</ResourceFile>
  <ResourceFile>jargon.ecr</ResourceFile>
</ResourceFiles>

<!-- IDOL databases to search. Applies only to IDOL IDX or IDOL XML input
documents -->
<Databases>
  <Database>Contact</Database>
  <Database>Customer</Database>
</Databases>

<!-- Document fields to search. ignored for plain text input documents
(DRECONTENT is the default) -->
<SearchFields>
  <SearchField>DREREFERENCE</SearchField>
  <SearchField>DRETITLE</SearchField>
  <SearchField>DRECONTENT</SearchField>
</SearchFields>

<!-- Definitions of search zones within a document -->
<Zones>
  <Zone>
    <Name>Summary</Name>
    <StartPattern>Executive Summary</StartPattern>
    <EndPattern>Introduction</EndPattern>
  </Zone>

```

```

    <Zone>
      <Name>Body</Name>
      <StartPattern>Introduction</StartPattern>
    </Zone>
  </Zones>

  <!-- Fields generated from a match. Always required, but applies only to IDOL
  IDX or IDOL XML input documents where the output is also a modified IDOL document -
  -->
  <TargetFields>
    <TargetField>
      <Name>PHONE</Name>
      <AllowDuplicates>false</AllowDuplicates>
    </TargetField>
  </TargetFields>

  <!-- Education grammar entities used for searching -->
  <Entities>
    <Entity>
      <Name>phone/all</Name>
      <TargetField>PHONE</TargetField>
      <MatchRange>1,2-4</MatchRange>
      <MinScore>0.5</MinScore>
      <Zone>Summary</Zone>
      <Zone>Body</Zone>
    </Entity>
  </Entities>

</Education>

```

If Education reads an IDOL XML data file, you must configure `DocumentDelimiterCSVs`, and also at least one entry for the `CanHaveFields` setting. If this is not present, Education defaults to `DOCUMENT` and `EDUCATION_DUMMY_FIELD` respectively.

Eduction Parameters

• AllowDuplicates	50
• AllowMultipleResults	50
• Example	50
• AllowOverlaps	51
• CaseNormalization	52
• CaseNormalization	52
• CaseSensitiveFieldName	53
• CJKNormalization	53
• Databases	54

• EnableUniqueMatches	54
• Entities	55
• EntityAdvancedFieldN	55
• EntityComponentFieldN	56
• EntityFieldN	57
• EntityN	57
• EntityMatchRangeN	58
• EntityMinScoreN	59
• EntitySearchFieldsN	59
• EntityZoneN	60
• LanguageDirectory	61
• Locale	61
• MatchCase	62
• MatchTimeout	62
• MatchWholeWord	62
• MaxEntityLength	63
• MaxMatchesPerDoc	63
• NonGreedyMatch	64
• OutputScores	64
• ProcessEnMasse	65
• RedactedOutput	65
• RedactionOutputString	66
• RedactionReplacementCharacter	66
• RequestTimeout	66
• ResourceFiles	67
• Script	67
• SearchFields	68
• SuppressMatchLogging	68
• TangibleCharacters	69
• TokenWithPunctuation	69
• ZoneEndN	70
• ZoneStartN	70
• Configuration Parameters Used by edktool Only	71
• EnableComponents	71
• OutputSimpleMatchInfo	71

AllowDuplicates

A list of document fields in which Eduction can write multiple results from a single entity. If you allow multiple results from a single entity by setting [AllowMultipleResults, below](#) to `TRUE`, and the input text contains more than one match to an entity, Eduction writes the results to multiple fields with the same name.

This parameter is used only when generating output in IDOL IDX format. It has no effect on XML.

You can specify multiple fields by separating them with commas.

Type:	String
Default:	
Required:	No
Configuration Section:	Any section that you have defined for Eduction settings.
Example:	<code>AllowDuplicates=ANIONIC_SURFACTANTS,PERSON</code>
See Also:	AllowMultipleResults, below EntityN, on page 57 EntityFieldN, on page 57

AllowMultipleResults

This parameter determines how many results to return in cases where multiple matches begin at the same offset in the input text. By default, only one result can be returned, but you can use the `AllowMultipleResults` parameter if you want to return other matches (either from the same entity or from other entities).

Set `AllowMultipleResults` to one of the following options:

- `All` or `True`. This option returns all results at a specified offset.
- `No` or `False`. Only one result at a specified offset is returned.
- `OnePerEntity`. Up to one result at a specified offset per entity can be returned.

NOTE:

If you are writing the results of Eduction to document fields in IDX format, and you have allowed multiple results for a single entity by setting this parameter to `All` or `True`, you should include the relevant fields in the parameter [AllowDuplicates, above](#).

Example

With the following entities, Georgia might return Georgia (name), Georgia (US state) or Georgia (country). By default, Eduction returns only one match. This is appropriate if it is not important to you that Georgia has multiple interpretations. Set the `AllowMultipleResults` configuration parameter to

All to return all three matches. Set the `AllowMultipleResults` configuration parameter to **OnePerEntity** to return one match from each entity. This is appropriate if it is important to you that Georgia is a place and a name, but not that it refers to multiple places.

```
<entity name="names">
  <entry headword="Georgia (name)">
    <synonym>Georgia</synonym>
  </entry>
  <entry headword="Henry (name)">
    <synonym>Henry</synonym>
  </entry>
</entity>

<entity name="places">
  <entry headword="Delaware (US state)">
    <synonym>Delaware</synonym>
  </entry>
  <entry headword="Georgia (US state)">
    <synonym>Georgia</synonym>
  </entry>
  <entry headword="Georgia (country)">
    <synonym>Georgia</synonym>
  </entry>
  <entry headword="Mongolia (country)">
    <synonym>Mongolia</synonym>
  </entry>
</entity>
```

Type:	String
Default:	No
Required:	No
Configuration Section:	Any section that you have defined for Education settings
Example:	<code>AllowMultipleResults=All</code>
See Also:	AllowDuplicates , on the previous page EntityN , on page 57 EntityFieldN , on page 57 NonGreedyMatch , on page 64

AllowOverlaps

A Boolean that specifies whether Education returns more than one entity from any one section of text. To return only one entity from a section of text, set this parameter to `False`. To return all entities in the text, set this parameter to `True`.

For more information on overlapping and duplicate matches, refer to *IDOL Expert*.

Type:	Boolean
Default:	False
Required:	No
Configuration Section:	Any section that you have defined for Education settings.
Example:	AllowOverlaps=True
See Also:	NonGreedyMatch , on page 64

CaseNormalization

The case conversion to use for all incoming text. To improve performance, use this parameter to convert all text to lowercase or uppercase before attempting to match text.

This parameter takes one of the following values:

- **None.** No case conversion.
- **Lower.** All incoming text is converted to lowercase.
- **Upper.** All incoming text is converted to uppercase.

If your grammar file consists of only lowercase or only uppercase characters but your text is mixed case, you can improve performance by setting `CaseNormalization` to **Lower** or **Upper** respectively. This provides a greater performance improvement than setting `MatchCase` to **False**.

If you set this parameter to **Lower** or **Upper**, set `MatchCase` to **True**.

Type:	String
Default:	None
Required:	No
Configuration Section:	Any section that you have defined for Education settings.
Example:	CaseNormalization=lower
See Also:	CaseSensitiveFieldName , on the next page MatchCase , on page 62

CaseNormalization

The case conversion to use for all incoming text. To improve performance, use this parameter to convert all text to lowercase or uppercase before attempting to match text.

This parameter takes one of the following values:

- **None.** No case conversion.
- **Lower.** All incoming text is converted to lowercase.
- **Upper.** All incoming text is converted to uppercase.

If your grammar file consists of only lowercase or only uppercase characters but your text is mixed case, you can improve performance by setting `CaseNormalization` to **Lower** or **Upper** respectively. This provides a greater performance improvement than setting `MatchCase` to **False**.

If you set this parameter to **Lower** or **Upper**, set `MatchCase` to **True**.

Type:	String
Default:	None
Required:	No
Configuration Section:	Any section that you have defined for Education settings.
Example:	<code>CaseNormalization=lower</code>
See Also:	CaseSensitiveFieldName , below MatchCase , on page 62

CaseSensitiveFieldName

A Boolean that specifies whether to preserve the case of configured field names. By default, the Education module converts all field names to uppercase when it produces matches. To preserve the case of the field names, set this parameter to **True**. This option makes field names case sensitive.

Type:	Boolean
Default:	False
Required:	No
Configuration Section:	Any section that you have defined for Education settings.
Example:	<code>CaseSensitiveFieldName=True</code>
See Also:	

CJKNormalization

This parameter allows you to specify how to normalize Chinese, Japanese, and Korean data before extraction, in all Education components.

You can specify the value of `CJKNormalization` as follows:

- **Kana.** Half width kana to full width kana.
- **OldNew.** Old kanji to new kanji.

- **Number.** Chinese or kanji number characters to ASCII number characters.
- **HWNum.** Full width number characters to ASCII number characters.
- **HWAAlpha.** Full width alphabet characters to ASCII alphabet characters.
- **SimpChi.** Traditional Chinese to simplified Chinese.
- **FWJamo.** Half width jamo to full width jamo.

Separate multiple options with a comma.

Type:	String
Default:	None
Required:	No
Configuration Section:	Any section that you have defined for Education settings.
Example:	CJKNormalization=SimpChi,Kana
See Also:	

Databases

The names of the databases to which a document belongs. Education runs only on documents that belong to the comma-separated list of databases. If you do not list databases, Education is run on documents from all databases.

NOTE:

If an IDX does not have a DREDBNAME entry for a document, matching is not done on that document. However, if all databases are selected, matching is done.

Type:	String
Default:	
Required:	No
Configuration Section:	Any section that you have defined for Education settings.
Example:	Databases=DB1,DB2,DB3
See Also:	EntityN, on page 57 EntityFieldN, on page 57

EnableUniqueMatches

A Boolean that specifies whether to return only unique matches in each document. To return a single occurrence of a particular value, set this parameter to **True**. When **EnableUniqueMatches=True**, two **EntityN** definitions cannot return the same value, even if they use different patterns. If the same value

occurs more than once, only the first instance is returned, even if the matches occur for different entities.

Duplicates display by default unless you set `EnableUniqueMatches` to `True` to explicitly remove them.

Type:	Boolean
Default:	False
Required:	No
Configuration Section:	Any section that you have defined for Education settings.
Example:	<code>EnableUniqueMatches=True</code>
See Also:	

Entities

A list of entities that you want to modify using the post processing script. If you do not set this parameter, you can use the script to modify the matches for every entity.

You can separate multiple entities with a comma, or, you can use wildcard expressions. You can use the `*` wildcard to match any number of characters, or the `?` wildcard to match a single character. For example, set `Entities` to `phone/*` to apply the script to the `phone/landline/gb`, `phone/mobile/gb` entities and so on.

Type:	String
Default:	None
Required:	No
Configuration Section:	Any section that you have defined for an Education post processing task.
Example:	<pre>Task0=EducationLuaPostProcessing [EducationLuaPostProcessing] Script=scripts/education_post_process.lua Entities=phone/landline/gb,phone/mobile/gb</pre>
See Also:	Script , on page 67 ProcessEnMasse , on page 65

EntityAdvancedFieldN

A comma-separated list of advanced fields to return.

To use this option you must:

- set `OutputSimpleMatch` to `False` for edktool.
- set `EnableComponents` to `True` for edktool.
- define components in the entity definition.

You configure `EntityAdvancedFieldN` in the same way as [EntityFieldN](#). Specify a comma-separated list of advanced fields that you want to return. The value of the advanced field is the output of simple operations (`min`, `max`, `sum`, and `ave`) on the values of entity components.

Type:	String
Default:	None
Required:	No
Configuration Section:	Entity0=testgrammar/testentity EntityField0=FIELD0 EntityAdvancedField0=OfferPrice:max(price1 price2),BidPrice:min(price1 price2)
Example:	AllowOverlaps=True
See Also:	EntityN, on the next page EntityZoneN, on page 60

EntityComponentFieldN

A comma-separated list of entity components that you want to return as fields.

To use this option you must:

- set `OutputSimpleMatch` to `False` for edktool.
- set `EnableComponents` to `True` for edktool.
- define components in the entity definition.

You configure `EntityComponentFieldN` in the same way as [EntityFieldN](#). Specify a comma-separated list of entity components that you want to return as fields.

Type:	String
Default:	None
Required:	No
Configuration Section:	Any section that you have defined for Education settings.
Example:	Entity0=testgrammar/testentity EntityField0=FIELD0 EntityComponentField0=Name, Age
See Also:	EntityN, on the next page EntityZoneN, on page 60

EntityFieldN

A comma-separated list of document fields to associate with the entities specified by the `EntityN` parameter. If entities are identified in a document, the text is saved in the fields specified by this parameter. The entity field number *N* must match the corresponding `EntityN` number.

A many-to-many relationship exists between the `EntityN` and `EntityFieldN` parameters. If an `EntityN` setting does not have an `EntityFieldN` setting, text matching the entity is not passed to Education.

If no `EntityN` settings are provided, `EntityFieldN` settings are ignored, because Education automatically generates `EntityFieldN` settings corresponding to each [EntityN](#), below setting that exists in the selected grammars.

Type:	String
Default:	None
Required:	No
Configuration Section:	Any section that you have defined for Education settings.
Example:	<pre>Entity0=edk_common_entities/ss_number EntityField0=SOCIAL_SECURITY_NUMBER Entity1=edk_common_entities/postal_address EntityField1=SHIPPING_ADDRESS</pre>
See Also:	EntityN , below EntitySearchFieldsN , on page 59 EntityZoneN , on page 60

EntityN

A comma-separated list of entities to extract. Entities are defined in the resource file identified in the [ResourceFiles](#) parameter. Replace *N* with the zero-based rank of the entity.

You must associate each entity with a field by using the [EntityFieldN](#) parameter.

You cannot use the entity name `entities/ZoneStartN` or `entities/ZoneEndN` (where *N* is a numeric value). These entity names are reserved for use by Education.

If you do not define an `EntityN` parameter, Education looks for all entities in all loaded grammar files. In this case, the `EntityFieldN` settings are automatically generated from the entities found in grammar files by converting the entity names to uppercase and replacing slashes with an underscore. For example, if the entity `edk_common_entities/place` is found, Education generates the entity field: `EDK_COMMON_ENTITIES_PLACE`.

If you want to use several entities, you can use wildcard expressions instead of typing a lengthy comma-separated list. For example:

```
Entity0=place/city1/*,place/city2/*
EntityField0=CITY
Entity1=place/*/spabo
EntityField1=BOLIVIAN_PLACE
```

You can use the `*` wildcard to match any number of characters, or the `?` wildcard to match a single character.

Type:	String
Default:	None
Required:	No
Configuration Section:	Any section that you have defined for Education settings.
Example:	<pre>Entity0=edk_common_entities/ss_number EntityField0=SOCIAL_SECURITY_NUMBER EntityZone0=0 Entity1=edk_common_entities/postal_address EntityField1=SHIPPING_ADDRESS EntityZone1=1 ZoneStart0=Social Security: ZoneEnd0=Shipping Address ZoneStart1=Shipping Address: ZoneEnd1=Billing Address</pre>
See Also:	EntityFieldN, on the previous page EntityMinScoreN, on the next page EntitySearchFieldsN, on the next page EntityZoneN, on page 60

EntityMatchRangeN

A range of matching instances of the entity that are returned. The entity match range number *N* must match the corresponding [EntityN](#) number. The format of the range is as follows:

```
<match>\[{ - \ | , }<match>\]\[, ... \]*
```

Type:	String
Default:	None
Required:	No
Configuration Section:	Any section that you have defined for Education settings.

Example:	Entity0=edk_common_entities/ss_number EntityMatchRange0=1-3,6,9- This example specifies the first through third match for the <code>ss_number</code> entity, as well as the sixth match and all matches starting with the ninth.
See Also:	EntityN, on page 57

EntityMinScoreN

Matches only items with scores equal to or exceeding the threshold. The entity minimum score number *N* must match the corresponding [EntityN](#) number. The lowest possible score is 0. The upper limit varies depending on the entity.

Type:	Long
Default:	0
Required:	No
Configuration Section:	Any section that you have defined for Education settings.
Example:	Entity0=edk_common_entities/ss_number EntityMinScore0=3
See Also:	EntityN, on page 57

EntitySearchFieldsN

The `EntitySearchFieldsN` parameter specifies the document fields to search for the corresponding `EntityN` entity.

Use this parameter if you want to search a different set of fields than is specified by [SearchFields, on page 68](#). If you do not set `EntitySearchFieldsN`, Education searches the fields specified by the `SearchFields` parameter.

Type:	String
Default:	The value of SearchFields, on page 68
Required:	No
Configuration Section:	Any section that you have defined for Education settings
Example:	In the following example, matches for <code>Entity0</code> (airport/icao) are returned only if they occur in the <code>STARTAIRPORT</code> or <code>DESTAIRPORT</code> fields. The <code>EntityFieldsN</code> parameter is not set for <code>Entity4</code> (place/state/engus), so matches are returned if they are present in the fields specified by the <code>SearchFields</code> parameter.

	<pre>[Eduction] SearchFields=DRECONTENT Entity0=airport/icao EntityField0=AIRPORTCODE EntitySearchFields0=STARTAIRPORT,DESTAIRPORT Entity1=person/femalefirstname/engus EntityField1=FIRSTNAME EntitySearchFields1=PASSENGER_FIRSTNAME Entity2=person/malefirstname/engus EntityField2=FIRSTNAME EntitySearchFields2=PASSENGER_FIRSTNAME Entity3=person/lastname/engus EntityField3=SURNAME EntitySearchFields3=PASSENGER_SURNAME Entity4=place/state/engus EntityField4=STATE</pre>
See Also:	EntityN, on page 57 EntityFieldN, on page 57 SearchFields, on page 68

EntityZoneN

Associates an [EntityN](#) entity with one or more zones defined using the [ZoneStartN](#) and [ZoneEndN](#) parameters. Type the number of the [ZoneStartN](#) and [ZoneEndN](#) parameters to associate with the [EntityN](#). Eduction searches for the entity in the specified zones. The entity zone number *N* must match the corresponding [EntityN](#) number.

Type:	Long
Default:	None
Required:	No
Configuration Section:	Any section that you have defined for Eduction settings
Example:	<pre>Entity0=edk_common_entities/ss_number EntityField0=SOCIAL_SECURITY_NUMBER EntityZone0=0 Entity1=edk_common_entities/postal_address EntityField1=SHIPPING_ADDRESS EntityZone1=1 ZoneStart0=Social Security:</pre>

	ZoneEnd0=Shipping Address ZoneStart1=Shipping Address: ZoneEnd1=Billing Address
See Also:	ZoneEndN, on page 70 ZoneStartN, on page 70

LanguageDirectory

Enables tokenization of Chinese, Japanese, Korean, and Thai languages. Set `LanguageDirectory` to the path of an IDOL Server language directory that contains the relevant sentence breaking libraries and associated data files.

Type:	String
Default:	None
Required:	No
Configuration Section:	Any section that you have defined for Education settings.
Example:	C:\Program Files\IDOLServer\IDOL\langfiles
See Also:	Locale , below

Locale

Enables tokenization of Chinese, Japanese, Korean, and Thai languages. Set `Locale` to one of **CHI**, **JPN**, **KOR**, or **THA**.

NOTE:

The standard grammar files are developed without this setting; Micro Focus recommends that you use this parameter only when you are using custom grammar files that have been developed with the specific tokenization.

Type:	String
Default:	None
Required:	No
Configuration Section:	Any section that you have defined for Education settings.
Example:	Locale=THA
See Also:	LanguageDirectory , above

MatchCase

By default, Eduction is case sensitive when matching characters. This default value applies only when no grammar-specific case attribute has been specified for an entity.

To ignore case when matching characters, set this parameter to `False`.

Type:	Boolean
Default:	True
Required:	No
Configuration Section:	Any section that you have defined for Eduction settings.
Example:	<code>MatchCase=False</code>
See Also:	

MatchTimeout

The maximum amount of time (in seconds) to spend searching for matches (to all chosen entities) at a specific offset. If the timeout is reached, IDOL Eduction returns the best match it has found (if any) and continues looking for matches later in the text.

Eduction usually finds matches very quickly, so in most cases setting this timeout is not required.

Type:	Integer
Default:	60
Required:	No
Configuration Section:	Eduction
Example:	<code>MatchTimeout=30</code>
See Also:	

MatchWholeWord

To match only terms in the text that begin and end on a whole word boundary, set this parameter to `True`.

To match terms that start and end anywhere, including in the middle of a word in the text, set this parameter to `False`.

For example, if `MatchWholeWord=True`, a search for the term `80` does not find a match in the text string `80mph`. If `MatchWholeWord=False`, a search for the term `par` finds a match in the text string `separated`.

Type:	Boolean
Default:	False
Required:	No
Configuration Section:	Any section that you have defined for Education settings.
Example:	MatchWholeWord=False
See Also:	TangibleCharacters , on page 69 TokenWithPunctuation , on page 69

For more information on modifying the matching behavior by using `MatchWholeWord`, refer to *IDOL Expert*.

MaxEntityLength

The maximum number of characters in a returned entry.

Reducing this number can assist performance by preventing Education from scanning a long string of text for an entity that is expected to be small.

Type:	Integer
Default:	256
Allowed Range:	Minimum: 1 Maximum: 1024
Required:	No
Configuration Section:	Any section that you have defined for Education settings.
Example:	MaxEntityLength=100
See Also:	EntityN , on page 57 ZoneEndN , on page 70 ZoneStartN , on page 70

MaxMatchesPerDoc

The maximum number of matches to allow in each document.

Type:	Integer
Default:	Unlimited
Required:	No

Configuration Section:	Any section that you have defined for Education settings.
Example:	MaxMatchesPerDoc=15
See Also:	

NonGreedyMatch

A Boolean that specifies whether to return the shortest match. To configure Education to return the shortest match, set `NonGreedyMatch` to `True`. If two matches from two different entities start at the same word, and `NonGreedyMatch` is set to `True`, Education returns only the shortest match.

Setting this parameter to `True` implicitly disables the `AllowOverlaps` and `AllowMultipleResults` parameters. If you have set these parameters, `NonGreedyMatch` takes precedence.

For more information on how to configure the Education matching behavior using `NonGreedyMatch`, refer to *IDOL Expert*.

Type:	Boolean
Default:	False
Required:	No
Configuration Section:	Any section that you have defined for Education settings.
Example:	NonGreedyMatch=True
See Also:	AllowMultipleResults , on page 50 AllowOverlaps , on page 51

OutputScores

Set this parameter to `True` to include the score associated with a match in the output from an extraction task. If the output is in .IDX format, the score is added as a new DREFIELD, with the field name `SCORE`. If the output is in XML format, the score is added as an attribute with the name "score".

NOTE:

This parameter is used by `edktool` only.

Type:	Boolean
Default:	False
Required:	No
Configuration Section:	Any section that you have defined for Education settings.

Example:	OutputScores=True
See Also:	

ProcessEnMasse

Configures an en masse post-processing task. If you set `ProcessEnMasse` to `True`, your post-processing script takes the entire set of educed matches as its input argument, rather than a single match. The script can thus look at all the matches at once and modify them accordingly.

A Boolean that specifies whether to consider and modify all of the matches at the same time. For example, to increase the score of a match if it is found near other matches, you must consider all of the matches together.

- When `ProcessEnMasse=False`, the Lua post processing script takes an individual match as its input argument.
- When `ProcessEnMasse=True`, the Lua post processing script takes the entire set of matches as its input argument.

Type:	Boolean
Default:	False
Required:	No
Configuration Section:	Any section that you have defined for an Education post processing task.
Example:	<pre>PostProcessingTask0=EducationLuaPostProcessing [EducationLuaPostProcessing] Script=scripts/education_post_process.lua ProcessEnMasse=True</pre>
See Also:	Entities, on page 55 Script , on page 67

RedactedOutput

Set this parameter to `True` to enable redaction of sensitive information in the output text.

You can also set **one** of [RedactionOutputString](#) or [RedactionReplacementCharacter](#) ; if neither are set, the default behavior is to replace redacted text with `[redacted]` in the output. If both are configured, `RedactionReplacementCharacter` takes precedence.

Type:	Boolean
Default:	False
Required:	No

Configuration Section:	Any section that you have defined for Education settings.
Example:	RedactedOutput=False
See Also:	

RedactionOutputString

A string that replaces redacted information in the output text.

Type:	String
Default:	[redacted]
Required:	No
Configuration Section:	Any section that you have defined for Education settings.
Example:	RedactionOutputString=[censored]
See Also:	

RedactionReplacementCharacter

A single character that replaces each character in redacted text.

Type:	String
Default:	Use [redacted] instead.
Required:	No
Configuration Section:	Any section that you have defined for Education settings.
Example:	RedactionReplacementCharacter=*
See Also:	

RequestTimeout

The maximum amount of time (in seconds) to spend processing a single input file or document. If the timeout is reached, Education stops processing and returns any results that were found. In most cases the default timeout is not reached, but it can prevent Education running for a long time with abnormal documents.

Type:	Integer
--------------	---------

Default:	300
Required:	No
Configuration Section:	Any section that you have defined for Education settings
Example:	RequestTimeout=120
See Also:	

ResourceFiles

The full path to a compiled ECR file containing Education grammar entries. At least one resource file is required.

You can specify multiple resource files either by separating them with commas, or by using wildcard expressions. You can use the * wildcard to match any number of characters, or the ? wildcard to match a single character. For example, set ResourceFiles to *<grammar_files_directory>/sentiment_*.ecr* to use all available sentiment grammars without having to type a lengthy comma-separated list.

Type:	String
Default:	None
Required:	Yes
Configuration Section:	Any section that you have defined for Education settings.
Example:	ResourceFiles=C:\MyGrammar\gram1.ecr,C:\MyGrammar\gram2.ecr
See Also:	

Script

The path to the Lua script that you want to run to process the data returned by the Education module.

Type:	String
Default:	None
Required:	No
Configuration Section:	Any section that you have defined for an Education post processing task.
Example:	Script=./scripts/checksum.lua
See Also:	Entities, on page 55 ProcessEnMasse , on page 65

SearchFields

A comma-separated list of fields to search for entities, for example DRECONTENT or DRETITLE.

To search for a specific entity only in specific fields, you can set [EntitySearchFieldsN, on page 59](#), which overrides the value of this parameter for specific entities.

You must search at least one field, otherwise Education does not return any results.

Type:	String
Default:	DRETITLE , SUMMARY , DRECONTENT
Required:	No
Configuration Section:	Any section that you have defined for Education settings
Example:	SearchFields=DRECONTENT , DRETITLE
See Also:	EntityN, on page 57 EntitySearchFieldsN, on page 59

SuppressMatchLogging

Set this parameter to `True` to suppress log entries for every entity and zone pattern found in a document.

When logging is set to `Full` in the Education configuration file, Education makes a log entry for every entity and zone pattern found in a document. If you set this parameter to `True`, these log entries are suppressed. This option is useful when you want to log the performance timing information, but do not want the verbose match entries.

You can also set this parameter in Education Server. If you set logging to `Full` in the Education Server configuration file, the server records a log entry for every entity match found. You can set `SuppressMatchLogging` to `True` to suppress these log entries.

Type:	Boolean
Default:	False
Required:	No
Configuration Section:	Any section that you have defined for Education settings.
Example:	SuppressMatchLogging=True
See Also:	

TangibleCharacters

A list of punctuation characters to treat as part of the word, rather than as word boundaries. By default almost all punctuation characters are treated as word boundaries.

NOTE:

You cannot specify spaces, returns, and tabs as `TangibleCharacters`.

This parameter has no effect when [MatchWholeWord](#) is set to `False`.

Type:	String
Default:	None
Required:	No
Configuration Section:	Any section that you have defined for Education settings.
Example:	<code>TangibleCharacters=-/\@</code>
See Also:	MatchWholeWord , on page 62 TokenWithPunctuation , below

For more information on using `TangibleCharacters` to specify punctuation characters to match, or to match punctuation at the start of a match, refer to *IDOL Expert*.

TokenWithPunctuation

A Boolean that specifies whether to treat all punctuation characters as part of a word token, rather than treating them as word boundaries. Setting this parameter to `True` is equivalent to setting the `TangibleCharacters` parameter to all punctuation characters.

This parameter has no effect when `MatchWholeWord` is set to `False`.

Type:	Boolean
Default:	False
Required:	No
Configuration Section:	Any section that you have defined for Education settings.
Example:	<code>TokenWithPunctuation=True</code>
See Also:	MatchWholeWord , on page 62 TangibleCharacters , above

For more information on using `TokenWithPunctuation` to configure all punctuation marks as tangible characters, refer to *IDOL Expert*.

ZoneEndN

A regular expression that defines the end point of the zone.

A zone is a section of a field defined by a starting and ending pattern. Zones locate entities in parts of a field. If you do not add zone entries, the entire field is matched for text. If the ending pattern is absent, the search begins at a match for the starting pattern and continues until the end of the field.

Use the [EntityZoneN](#) parameter to associate an entity identified in an [EntityN](#) parameter with one or more zones defined using the [ZoneStartN](#) and [ZoneEndN](#) parameters.

NOTE:

You must choose start and end patterns that do not match the same text in a field.

Type:	String
Default:	None
Required:	No
Configuration Section:	Any section that you have defined for Education settings
Example:	ZoneStart0=Social Security: ZoneEnd0=Shipping Address ZoneStart1=Shipping Address: ZoneEnd1=Billing Address
See Also:	EntityN , on page 57 EntityZoneN , on page 60 ZoneStartN , below

ZoneStartN

A regular expression that defines the starting point of the zone.

A zone is a section of a field defined by a starting and ending pattern. Zones locate entities in parts of a field. If you do not add zone entries, Education searches the entire field. If a starting pattern is absent, the search begins at the start of the field and ends with a match for the ending pattern.

Use the [EntityZoneN](#) parameter to associate an entity identified in an [EntityN](#) parameter with one or more zones defined using the [ZoneStartN](#) and [ZoneEndN](#) parameters.

NOTE:

You must choose start and end patterns that do not match the same text in a field.

Type:	String
--------------	--------

Default:	None
Required:	No
Configuration Section:	Any section that you have defined for Education settings
Example:	ZoneStart0=Social Security: ZoneEnd0=Shipping Address ZoneStart1=Shipping Address: ZoneEnd1=Billing Address
See Also:	EntityN, on page 57 EntityZoneN, on page 60 ZoneEndN, on the previous page

Configuration Parameters Used by edktool Only

The following parameters are used by `edktool` only, and are ignored by Education.

- [EnableComponents](#)71
- [OutputSimpleMatchInfo](#)71

EnableComponents

Set this parameter to `False` to return only the entity. Set it to `True` to return the entity and all the components of the entity.

This parameter requires `OutputSimpleMatchInfo` to be set to `False`.

Type:	Boolean
Default:	False
Required:	No
Configuration Section:	Any section that you have defined for Education settings.
Example:	EnableComponents=True
See Also:	OutputSimpleMatchInfo, below

OutputSimpleMatchInfo

When `edktool` is used with both the `extract` option and the option to generate a list of matches, setting `OutputSimpleMatchInfo` to `True` generates basic match information only, such as document, entity, position, and original text.

If `OutputSimpleMatchInfo=True`, the `EnableComponents` setting has no effect and reverts to `False`.

Type:	Boolean
Default:	False
Required:	No
Configuration Section:	Any section that you have defined for Education settings.
Example:	OutputSimpleMatchInfo=True
See Also:	EnableComponents, on the previous page

Match Validity

The order in which a match is assessed for its validity is as follows:

- If the match is not found inside one of the required zones, discard it.
- If the match does not meet the minimum score requirement, discard it.
- If duplicates are allowed:
 - If the instance of the match is allowable, count this instance and return the match.
 - Otherwise, count this instance and discard it.
- If duplicates are not allowed for the entity field:
 - If the matched text has been found before, discard it.
 - Otherwise, if the instance of the match is allowable, count this instance and return the matched text.
 - If the instance of the match is not allowable, count this instance and discard it.

Order of Returned Matches

When multiple fields in a document are selected for parsing, the field order in which matches are returned is as follows:

- DRREFERENCE
- DRETITLE
- DRECONTENT
- Any remaining fields in the order in which they are specified.

Chapter 4: Standard Grammars

This chapter contains specific information concerning the standard grammars that come with Eduction.

• File Names	73
• Standard Grammar – Compiled	75
• Standard Grammar – Source	268

File Names

File names consist of up to four parts:

- **Basic entity type.** For example, *place*, *number*, or *person*.
- **Further detail on the basic type.** For example, *malefirstname* or *ss* for Social Security number. This part is optional, and is preceded by an underscore.
- **Language.** The three-character ISO 639-2/B code in which the grammar was written. For example, *eng* for English. It is preceded by an underscore.
- **Country.** The two-character ISO 3166-1 code describing the country for which the grammar was written. For example: *us* for the United States. This part is optional if the grammar does not target a specific country (for example, a credit card number). It is preceded by an underscore.

NOTE:

Entity names follow the same four-part structure, except for the basic type. The further detail and language/country parts are separated by forward slashes. The language code and the optional country code are concatenated.

Sentiment Grammars

• Polarity Scoring	74
• Verb Sentiment Transitivity	74

Eduction includes standard grammars designed to identify those phrases in a passage of text that indicate positive or negative sentiment. These grammars can also identify which sentiments are expressed for which topics.

The sentiment grammar files also have 'lite' counterparts. These can process data up to twice as fast compared to the full versions, depending on language. The 'lite' versions are identical to the full versions in most respects, but they do not support components or user modification. Micro Focus recommends that you use the 'lite' versions except in cases where you want to enable components or modify the built-in dictionaries.

The 'lite' versions are distinguished from the full versions by the addition of *lite* to the file name, preceded by an underscore. For example, the file name of the Chinese sentiment grammar file is `sentiment_chi.ecr`, and the file name of the 'lite' version is `sentiment_chi_lite.ecr`.

All sentiment analysis grammar files except `sentiment_basic_eng.ecr` now support components. You can extract the SENTIMENT and TOPIC components in most matches.

Polarity Scoring

The Arabic, Chinese, Czech, English, French, German, Italian, Polish, Portuguese, Russian, Spanish, and Turkish sentiment grammars (`sentiment_ara.ecr`, `sentiment_chi.ecr`, `sentiment_cze.ecr`, `sentiment_eng.ecr`, `sentiment_fre.ecr`, `sentiment_ger.ecr`, `sentiment_ita.ecr`, `sentiment_pol.ecr`, `sentiment_por.ecr`, `sentiment_rus.ecr`, `sentiment_spa.ecr`, and `sentiment_tur.ecr`) support *polarity scoring*. This is a number, usually between 0.50 and 1.50, that represents the strength of the sentiment in the matched phrase. For example:

- a strongly positive or negative phrase might have a score of 1.35
- a typical phrase might have a score of 1.00
- a match where the sentiment is weak or ambiguous might have a score of 0.60

You can edit the user modification files (`sentiment_user_ara.xml`, `sentiment_user_chi.xml`, `sentiment_user_cze.xml`, `sentiment_user_eng.xml`, `sentiment_user_fre.xml`, `sentiment_user_ita.xml`, `sentiment_user_pol.xml`, `sentiment_user_por.xml`, `sentiment_user_rus.xml`, `sentiment_user_spa.xml`, and `sentiment_user_tur.xml`) to increase the scores of words in the dictionaries. For example, add the following on a new line in the user modification file to modify the existing entry `flexible` so that it has a score of 1.23:

```
"      <entry score="1.23" headword="flexible"/>"
```

NOTE:

`sentiment_basic_eng.ecr` does not support polarity scoring.

Verb Sentiment Transitivity

The sentiment analysis files for Arabic, Chinese, Czech, English, French, German, Italian, Polish, Portuguese, Russian, Spanish, and Turkish (`sentiment_ara.ecr`, `sentiment_chi.ecr`, `sentiment_cze.ecr`, `sentiment_eng.ecr`, `sentiment_fre.ecr`, `sentiment_ger.ecr`, `sentiment_ita.ecr`, `sentiment_pol.ecr`, `sentiment_por.ecr`, `sentiment_rus.ecr`, `sentiment_spa.ecr`, and `sentiment_tur.ecr`) support *verb sentiment transitivity*. This enables the TOPIC components of the matches to determine what the sentiment is about with more accuracy by using advanced contextual understanding of whether that sentiment is being expressed about the subject or object of the sentence. For example, given two matches, `x likes y` and `x wins at y`, the grammar files can determine that the first match is a positive statement about `y`, whereas the second match is a positive statement about `x`.

Place Name Disambiguation

Ambiguous names in all place grammars have been given a score of 0.98 so that you can filter them out by setting `EntityMinScoreN` to 0.99. For example, if you want to use the `place/state/engau` entity to extract Australian state names using the `place_engau.ecr` grammar file, you can set `EntityMinScoreN` to 0.99 to filter out ambiguous names such as *Victoria*.

Standard Grammar – Compiled

The following sections list the compiled grammar files included with Education.

NOTE:

All the Chinese grammar files support traditional Chinese.

A

File	Entity	Description
address_au.ecr	address/postcode/au	Australian postal codes. For example, 2600.
	address/state_postcode/au	Australia state or territory, and postal code. For example, NSW 2060.
	address/city_state_postcode/au	Australian city, state or territory, and postal code. For example, North Sydney, NSW 2060.
	address/au	Any Australian address. For example: <i>Shop 17, Winnellie Shopping Centre, 347 Stuart Hwy, Winnellie, NT, 0820.</i> <i>P.O.Box 27, Armadale North, Victoria, 3143, AUSTRALIA.</i> <i>121 North Seal Way, Cocos Keeling Islands, WA, 6799.</i> Education supports all common delimiters, including newlines.
address_ca.ecr	address/postcode/ca	Canadian postal codes. For example, T2P-0B4, T2P0B4, or T2P 0B4.
	address/region_postcode/ca	Canadian province or territory, and postal code. For example, Alberta, T2P0B4.
	address/city_region_postcode/ca	Canadian city, province or territory, and postal code. For example, Calgary, Alberta, T2P 0B4.
	address/ca	Any Canadian address. For example:

File	Entity	Description
		<p><i>240 4th Avenue S.W., Suite 600, Calgary, Alberta T2P 4H4, Canada.</i></p> <p><i>124 Av de la Peine, Montreal QC, H3Z 2Y7.</i></p> <p><i>Suite 600, 222-3rd Ave S.W., Calgary Alberta, T2P 0B4.</i></p> <p>Eduction supports all common delimiters, including newlines.</p>
address_cn.ecr	address/pc/chicn	Chinese postal code. For example, 266033.
	address/chicn	Any Chinese address. For example, 中国, 山东省, 青岛市 香港东路6号, 5号楼, 8号室 李小方 (先生) 收.
	address/engcn	A Chinese address in English. For example. <i>63 Renmin Lu, Qingdao Shi, 266033 Shandong, China.</i>
	address/cn	A Chinese address in Chinese or English.
address_de.ecr	address/postcode/de	German postal code. For example, 80639.
	address/postcode_city/de	German postal code, and city. For example, 80639, <i>München</i> .
	address/de	<p>Any German address. For example:</p> <p><i>Hewlett-Packard-Straße 1, 61352, Bad Homburg vor der Höhe.</i></p> <p><i>Postfach 10 01 65, 32547, Bad Oeynhausen, GERMANY.</i></p> <p><i>Grüner Weg 6, 61169, Friedberg, GERMANY.</i></p> <p>Eduction supports all common delimiters, including newlines.</p>
address_eng.ecr	address/stnum/eng	Street numbers. For example, <i>12a</i> or <i>14-17B</i> .

File	Entity	Description
	address/pobox/eng	Post office box numbers. For example, <i>PO Box 26</i> .
	address/pmb/eng	Private mail box number. For example, <i>Private Mail Box 26</i> .
	address/pmb_or_pobox/eng	Post office box or private mail box number.
	address/street_pre/eng	Special street type that prefixes street numbers. For example, <i>Highway Contract, HC</i> .
	address/street_hwy/eng	Highway. For example, <i>City Route</i> .
	address/street_grid/eng	Grid address. For example, <i>400W350N</i> .
	address/street/eng	A street. For example, <i>Cowley Road</i> or <i>5th Street NW</i> .
	address/street_corner/eng	A street corner. For example, <i>Corner King Street & Queen Street</i> .
	address/street_all/eng	Any street For example, <i>12a Carlisle Lane</i> .
	address/suite/eng	Suite number. For example, <i>Suite 1</i> .
	address/floor/eng	Floor or level number. For example, <i>3rd Floor, Second Floor, Level 8</i> .
	address/floor_or_suite/eng	A floor or suite number.
	address/unitshipmil/eng	A military address analogous to a street address.
	address/building/eng	A building. For example, <i>Spear Tower</i> .
address_es.ecr	address/postcode/es	Spanish postal code. For example, <i>19208</i> .
	address/postcode_city/es	Spanish postal code and city. For example, <i>19208 Guadalajara</i> .
	address/es	Any Spanish address. For example:

File	Entity	Description
		<p><i>Av. de las Cortes de Cádiz, s/n, C. C. El Corte Inglés, 11011, Cádiz.</i></p> <p><i>Avda. Alfonso XIII, 6, Santander, España.</i></p> <p><i>Calle de la Fundición, 3, 33206, Gijón, Spain.</i></p> <p>Eduction supports all common delimiters, including newlines.</p>
address_fr.ecr	address/postcode/fr	French postal codes. For example, 75008.
	address/postcode_city/fr	French postal code, city, and optional CEDEX. For example, 75008, Paris.
	address/fr	<p>Any French address. For example:</p> <p><i>3, Avenue Denis Semeria, Saint-Jean-Cap-Ferrat, Provence-Alpes-Côte d'Azur, 06230, France.</i></p> <p><i>950 route des Colles - BP 27, 06901 Valbonne Sophia Antipolis.</i></p> <p><i>Bât G1 147 r Oberkampf, 75011 PARIS.</i></p> <p>Eduction supports all common delimiters, including newlines.</p>
address_fre.ecr	address/stnum/fre	A street number. For example, 12a or 14-17B.
	address/pobox/fre	Post office box number in French. For example, <i>Boîte Postale 26.</i>
	address/park/fre	A business park in French. For example, <i>Technopark de Marseille.</i>
	address/building/fre	A building. For example, <i>Château de Chambord.</i>
	address/delivery_point/fre	A delivery point in French. For example, <i>BÂTIMENT 15.</i>

File	Entity	Description
	address/street_type/fre	A street type in French. For example, <i>Rue</i> .
	address/street/fre	A street in French. For example, <i>Rue Pierre Charron</i> .
	address/street_all/fre	Any street in French.
	address/house_type/fre	A house type in French. For example, <i>Residence</i> .
address_gb.ecr	address/postcode/gb	United Kingdom postal codes. For example, <i>GY9 3UX</i> .
	address/city_county_postcode/gb	UK city, optional county/country name, post code, and optional place name. For example, <i>Cambridge, CB4 0WZ</i> .
	address/gb	Any United Kingdom address. For example: <i>Cambridge Business Park, Cowley Road, Cambridge, CB4 0WZ.</i> <i>12-14 The Diamond, Londonderry, Northern Ireland, BT48 6HW.</i> <i>105 Piccadilly, (First Floor), London, W1J 7NJ.</i> <i>Unit D, Acorn Business Park, Ling Road, Tower Park, Poole, Dorset, BH12 4NZ.</i> <i>44 Dorset Road, Providenciales, TURKS AND CAICOS ISLANDS.</i> Eduction supports all common delimiters, including newlines.
address_ger.ecr	address/stnum/ger	A street number. For example, <i>12a</i> .
	address/pobox/ger	A post office box number in German. For example, <i>Postfach 26</i> .
	address/street/ger	A street in German. For example, <i>12 Romanstr.</i>

File	Entity	Description
address_it.ecr	address/postcode/it	Italian postal code. For example, 12345 or IT-98765.
	address/postcode_city/it	Italian postal code and city. For example, 52100 Arezzo.
	address/it	Any Italian address. For example: <i>Strada del Masarone 67, 13900 Biella (MI).</i> <i>Via Balbi 3 e 40 16126 Genova.</i> <i>Via Mascarella n° 21/3, 40131 Bologna, Italia.</i> Education supports all common delimiters, including newlines.
address_ita.ecr	address/stnum/ita	Italian street number. For example, 12a.
	address/pobox/ita	A post office box number in Italian. For example, <i>Casella postale 26.</i>
	address/street_type/ita	A street type in Italian. For example, <i>Via</i> or <i>Lungomare</i> .
	address/street/ita	An entire street name in Italian. For example, <i>Via del Fosso de Dragoncello.</i>
address_jp.ecr	address/postcode/jp	Japanese postal code. For example, 青森市.
address_spa.ecr	address/stnum/spa	A street number. For example, 12a or 14-17B.
	address/pobox/spa	A post office box number in Spanish. For example, <i>Apartado de correos 26.</i>
	address/street_type/spa	A street type in Spanish or in another language spoken in Spain. For example, <i>Calle</i> or <i>Passeig</i> .
	address/street_name/spa	A Spanish name that may refer to a street. For example, <i>26 de Marzo de 1824</i> or <i>Trujillo</i> . These are often used for street names in South America without a street type such as <i>Calle</i> .

File	Entity	Description
	address/street/spa	An entire street name in Spanish. For example, <i>Calle de La Habana</i> .
	address/business_area/spa	A shopping centre or business park in Spanish. For example, <i>Parque Tecnológico de Andalucía</i> .
address_us.ecr	address/zipcode/us	U.S. ZIP codes. For example, <i>94070-1234</i> .
	address/city_state_zipcode/us	U.S. city, state, and ZIP code. For example, <i>Chicago, IL 80803</i> .
	address/military/us	U.S. military address. For example, <i>Unit 45013, Box 2666, USAG J, APO AP 96338</i> .
	address/us	Any U.S. address. For example: <i>30 South Wacker Drive, 22nd Floor, Chicago, IL 60606.</i> <i>P.O. Box 29, Sometown, AL 12345.</i> <i>5758 West Las Positas Blvd, Suite 100, Pleasanton, CA 94588.</i> <i>1 Market Street, Spear Tower, Suite 1900, San Francisco, CA 94105.</i> Education supports all common delimiters, including newlines.
age_eng.ecr	age/all/eng	An age in English.
age_fre.ecr	age/all/fre	An age in French.

B

File	Entity	Description
bank.ecr	bank/engca	Canadian banks. For example, <i>Canadian Imperial Bank of Commerce</i> .
	bank/engb	UK banks. For example, <i>HSBC</i> .
	bank/engus	U.S. banks. For example, <i>Morgan Stanley</i> .

C

File	Entity	Description
company_chicn.ecr	company/all/chicn	Any Chinese company.
company_dutnl.ecr	company/top500/dutnl	Top 500 Dutch companies.
	company/designator/dutnl	Dutch company identifiers.
company_engau.ecr	company/law/engau	Law firms in Australia.
company_engca.ecr	company/tsx60/engca	A Canadian TSX60 company.
	company/TSXVenture50/engca	A Canadian TSX Venture 50 company.
	company/all/engca	Any Canadian company. This entity includes all companies matched by the other entities in this section, as well as several hundred other significant companies.
company_enggb.ecr	company/LSE/enggb	A United Kingdom company listed on the London Stock Exchange.
	company/law/enggb	Law firms in the United Kingdom.
	company/ftse100/enggb	A FTSE 100 United Kingdom company.
	company/all/enggb	Any United Kingdom company. This entity includes all companies matched by the other entities in this section, as well as dozens of other significant companies.
company_engjp.ecr	company/nikkei225/engjp	A Nikkei225 Japanese company.
	company/all/engjp	Any Japanese company. This entity includes all companies matched by the other entities in this section, as well as several hundred other significant companies.
company_engus.ecr	company/fortune_1000_2008/engus	The 2008 list of Fortune 1000 companies.

File	Entity	Description
	company/sp500/engus	U.S. S&P 500 companies.
	company/major_company/engus	Major U.S. companies.
	company/law/engus	Law firms in the United States.
	company/fortune_500/engus	A company that has featured in the Fortune 500 list at any time since 2011.
	company/forbes_largest_private_companies2010/engus	The 2010 list of Forbes largest companies.
	company/all/engus	Any U.S. company. This entity includes all companies matched by the other entities in this section, as well as several hundred other significant companies.
company_frefr.ecr	company/CAC_40/frefr	A French CAC 40 company.
	company/CAC_40_stocksymbol/frefr	A French CAC 40 company stock symbol.
	company/CAC_next_20/frefr	A French CAC Next 20 company.
	company/CAC_next_20_stocksymbol/frefr	A French CAC Next 20 company stock symbol.
	company/CAC_mid_60/frefr	A French CAC Mid 60 company.
	company/CAC_small/frefr	A French CAC Small company.
	company/SBF_120/frefr	A French SBF 120 company.
	company/all/frefr	Any French company. This entity includes all companies matched by the other entities in this section.

File	Entity	Description
company_gerde.ecr	company/dax/gerde	A German DAX company.
	company/dax_stocksymbols/gerde	A German DAX company stock symbol.
	company/cdax/gerde	A German CDAX company.
	company/hdax/gerde	A German HDAX company.
	company/mdax/gerde	A German MDAX company.
	company/sdax/gerde	A German SDAX company.
	company/tecdax/gerde	A German TecDAX company.
	company/all/gerde	Any German company. This entity includes all companies matched by the other entities in this section.
company_jpnjp.ecr	company/nikkei225/jpnjp	A Japanese Nikkei 225 company.
	company/all/jpnjp	Any Japanese company. This entity includes all companies matched by the other entities in this section, as well as several hundred other significant companies.
company_korkr.ecr	company/all/korkr	Any Korean company.
company_law_eng.ecr	company/law_sgl/eng	Law firms with single-word names.
	company/law_multi/eng	<p>Law firms with multiple-word names. When names include commas and ampersand characters, the entity includes up to three versions of the name:</p> <ul style="list-style-type: none"> • full name • with commas removed • with commas and ampersand removed <p>All suffixes are removed for data in these entities.</p>

File	Entity	Description
company_other_eng.ecr	company/designator/eng	A company designator. For example, <i>Corp, Inc.</i>
	company/org_legal/eng	Legal practice extensions. For example, <i>LLC, PC.</i>
	company/common_end_word/eng	A common company name end word. For example, <i>Partners, Bros.</i>
	company/non_name/eng	A non-specific name used in a company name. For example, <i>American, National.</i>
	company/business/eng	A business term in a company name. For example, <i>Resorts, Capital, Accountants.</i>
company_rusru.ecr	company/all/rusru	Any Russian company.

D

File	Entity	Description
date_chi.ecr	date/season/chi	The four seasons in Chinese.
	date/season_simplified/chi	The four seasons in simplified Chinese.
	date/solar_term/chi	The solar terms in Chinese.
	date/solar_term_simplified/chi	The solar terms in simplified Chinese.
	date/yyyy/chi	The year in Chinese.
	date/yyyy_simplified/chi	The year in simplified Chinese and ASCII numbers.
	date/mm/chi	The month in Chinese.
	date/mm_simplified/chi	The month in simplified Chinese and ASCII numbers.
	date/ddd/chi	The day of the week in Chinese.
	date/ddd_simplified/chi	The day of the week in simplified Chinese.
	date/rel_period/chi	A period relative to the current date in Chinese.
	date/rel_period_simplified/chi	A period relative to the current date in simplified Chinese.
	date/period/chi	A fixed period of time in Chinese.
	date/period_simplified/chi	A fixed period of time in simplified Chinese.
	date/rel_day/chi	A day relative to the current date in Chinese.
	date/rel_day_simplified/chi	A day relative to the current date in simplified Chinese.
	date/ddd_dd/chi	The day of the week and the day of the month in Chinese.

File	Entity	Description
	date/ddd_dd_simplified/chi	The day of the week and the day of the month in simplified Chinese and ASCII numbers.
	date/ddd_mmdd/chi	The day of the week and the month and day in Chinese.
	date/ddd_mmdd_simplified	The day of the week and the month and day in simplified Chinese and ASCII numbers.
	date/mmdd/chi	The month and day in Chinese.
	date/mmdd_simplified	The month and day in simplified Chinese and ASCII numbers.
	date/mmdd_ddd/chi	The month, day, and day of the week in Chinese.
	date/mmdd_ddd_simplified/chi	The month, day, and day of the week in simplified Chinese and ASCII numbers.
	date/yyyymmdd/chi	The year, month, and day in Chinese.
	date/yyyymmdd_simplified/chi	The year, month, and day in simplified Chinese and ASCII numbers.
	date/yyyymmdd_ddd/chi	The year, month, day, and day of the week in Chinese.
	date/yyyymmdd_ddd_simplified/chi	The year, month, day, and day of the week in simplified Chinese and ASCII numbers.
	date/lunar_mmdd/chi	The month and the day of the lunar calendar in Chinese.
	date/lunar_mmdd_simplified/chi	The month and the day of the lunar calendar in simplified Chinese and ASCII numbers.
	date/chi	A date in any format in Chinese.
	date/simplified/chi	A date in any format in simplified Chinese and ASCII numbers.

File	Entity	Description
	date/day_and_time/chi	A time of day on a specific or relative date in Chinese.
	date/day_and_time_simplified/chi	A time of day on a specific or relative date in simplified Chinese and ASCII numbers.
date_eng.ecr	date/season/eng	The four seasons in English. For example, <i>Winter</i> , <i>Spring</i> .
	date/year/eng	A year in English, in any format.
	date/mmm/eng	The month in English, written in full or in short form. For example, <i>September</i> , <i>Sept</i> .
	date/ddd/eng	The day of the week in English. For example, <i>Monday</i> , <i>Tuesday</i> .
	date/rel_period/eng	A period relative to the current date in English.
	date/rel_day/eng	A day relative to the current date in English.
	date/mmmdd/eng	The month and day in English. For example, <i>January 5th</i> , <i>January 5</i> , or <i>January the 5th</i> .
	date/ddmmm/eng	The day and month in English. For example, <i>5th January</i> , <i>5 January</i> , or <i>5th of January</i> .
	date/day_date/eng	The date preceded by the day of the week in English. For example, <i>Sat January 5</i> , <i>Saturday the 5th Jan</i> .
	date/month_dd_year/eng	The month, day, and year in English. For example, <i>January 5th, 2008</i> .
	date/dd_month_year/eng	The day, month, and year in English. For example, <i>5th January, 2008</i> .
	date/day_date_year/eng	The date and year, preceded by the day of the week, in English. For example, <i>Saturday, January 5th, 2008</i> .

File	Entity	Description
	date/mmm_year/eng	The month and year in English. For example, <i>January 2008</i> .
	date/eng	<p>A date in any format in English. Supported formats include:</p> <p>Date and month, with optional day and optional year:</p> <ul style="list-style-type: none"> • 04 Oct 2008 • 4th October 2008 • 4 Oct • 4th of October 2008 • October 4th 2008 • 4th Oct '08 • 04 OCTOBER '08 • Saturday, October the 4th • Sat 4th of Oct • SATURDAY 4 OCTOBER 2008 • SAT OCT 4 • Sat. 4 Oct. 2008 <p>Extra delimiter support for formats where the year is present:</p> <ul style="list-style-type: none"> • 04_OCT_2008 • 4.10.08 • 04/10/2008 • Saturday 4-10-08 • 04102008 (years 1970-2029 only) • 28-10-2008 • 10/28/08

File	Entity	Description
date_fre.ecr		<ul style="list-style-type: none"> OCT 28 2008
	date/season/fre	The seasons in French. For example, <i>l'Hiver, saison des pluies</i> .
	date/ddd/fre	A day of the week, in French. For example, <i>Lundi, Mardi, VEN</i> .
	date/mmm/fre	Month, written in full or in short form, in French. For example, <i>Septembre, Sept</i> .
	date/year/fre	A year in any format.
	date/ddmmm/fre	The day and month in French. For example, <i>5e Janvier, 5 Janvier</i> .
	date/day_date/fre	The day and month in French, preceded by the day of the week. For example, <i>Samedi, 5 Janvier</i> .
	date/date_year/fre	The day, month, and year in French. For example, <i>5 Janvier, 2008</i> .
	date/day_date_year/fre	The day, month, and year in French, preceded by the day of the week. For example, <i>Samedi, 5 Janvier, 2008</i> .
	date/mmm_year/fre	The month and year in French. For example, <i>Janvier, 2008</i> .
	date/fre	<p>A date in any format in French. Supported formats include:</p> <p>Date and month, with optional day and optional year:</p> <ul style="list-style-type: none"> 04 OCT. 2008 4ième Octobre 2008 4 Oct

File	Entity	Description
		<ul style="list-style-type: none"> • 4 10 '08 • 04 OCTOBRE '08 • Samedi, 4 Oct • SAMEDI 4 OCTOBRE 2008 • Sam. 4 Oct. 2008 <p>Extra delimiter support for formats where the year is present:</p> <ul style="list-style-type: none"> • 04_OCT_2008 • 04/10/2008 • Samedi 4-10-08 • 04102008 (years 1970-2029 only)
date_ger.ecr	date/ddd/ger	A day of the week in German. For example, <i>Montag</i> , <i>Dienstag</i> .
	date/mmm/ger	A month in German. For example, <i>März</i> .
	date/year/ger	A year in any format.
	date/ddmmyyyy_dotspace/ger	dd. mm. yyyy. For example, <i>5. 1. 2008</i> .
	date/ddmmm/ger	The day and month in German. For example, <i>5 Januar</i> .
	date/day_date/ger	The day and month in German, preceded by the day of the week. For example, <i>Samstag, 5. Januar</i> .
	date/date_year/ger	The day, month, and year in German. For example, <i>5. Januar, 2008</i> .
	date/day_date_year/ger	The day, month, and year in German, preceded by the day of the week. For example, <i>Samstag, 5. Januar, 2008</i> .
	date/ger	A date in any numeric format in German. Supported

File	Entity	Description
		<p>formats include:</p> <p>Date and month, with optional day and optional year:</p> <ul style="list-style-type: none"> • 04 Okt 2008 • 4 OKTOBER 2008 • 4. okt • 4 Oktober '08 • 04 OCT. '08 • 04. 2. 2007 • Samstag, 03.2.2007 • SONNABEND 4 OKTOBER 2008 • SA 04 OKT • Sa. 4. Okt. 2008 <p>Extra delimiter support for formats where the year is present:</p> <ul style="list-style-type: none"> • 04_OKT_2008 • 04/10/2008 • SA. 04-Okt-2008 • 04102008 (years 1970-2029 only) • 28-10-2008
	date/mmm_year/ger	The month and year in German. For example, <i>Januar 2008</i> .
date_ita.ecr	date/season/ita	The seasons in Italian. For example, <i>la primavera, l'inverno</i> .
	date/ddd/ita	A day of the week in Italian. For example, <i>lunedì, MAR</i> .
	date/mmm/ita	A month in Italian. For example, <i>gen., FEBBRAIO</i> .

File	Entity	Description
	date/year/ita	A year in any format.
	date/ddmmm/ita	The day and month in Italian. For example, <i>5 di gennaio</i> .
	date/day_date/ita	The day and month in Italian, preceded by the day of the week. For example, <i>sabato 5 di gennaio</i> .
	date/date_year/ita	The day, month, and year in Italian. For example, <i>5 di gennaio del 2008</i> .
	date/day_date_year/ita	The day, month, and year in Italian, preceded by the day of the week. For example, <i>sabato 5 di gennaio del 2008</i> .
	date/ita	<p>A date in any format in Italian. Supported formats include:</p> <p>Date and month, with optional day and optional year:</p> <ul style="list-style-type: none"> • 04 Ott 2008 • 4 OTTOBRE 2008 • 4 ott • 04 di Ottobre 2008 • 4 di Ott del '08 • 4 Ott. '08 • Venerdì', 03 di Ottobre • Sab 4 di Ott • VENERDÌ 03 DI OTTOBRE DEL 2008 • SAB 4 OTT • Sab. 4 Ott. 2008 <p>Extra delimiter support for formats where the year is present:</p> <ul style="list-style-type: none"> • 04_OTT_2008 • 04/10/2008

File	Entity	Description
		<ul style="list-style-type: none"> • Venerdì 3-10-08 • 04102008 (years 1970-2029 only) • 28-10-2008
	date/mmm_year/ita	Month and year in Italian. For example, <i>gennaio del 2008</i> .
date_jpn.ecr	date/season/jpn	The seasons in Japanese.
	date/ddd/jpn	A day of the week in Japanese.
	date/mmm/jpn	A month in Japanese (Kanji, numerals and fullwidth numerals).
	date/year_gregorian/jpn	A year in the Gregorian calendar, in Japanese, in any format, with optional A.D./B.C.
	date/year_imperial/jpn	Japanese imperial calendar year from 1868 onwards, in any format.
	date/mmmdd/jpn	The month and day in Japanese.
	date/day_date/jpn	The day and month in Japanese, preceded by the day of the week.
	date/date_year_gregorian/jpn	The year, month, and day in the Gregorian calendar, in Japanese.
	date/date_year_imperial/jpn	The year, month, and day in the Japanese imperial calendar, in Japanese.
	date/day_date_year_gregorian/jpn	The day, month, and year in the Gregorian calendar, in Japanese, preceded by the day of the week.
	date/day_date_year_imperial/jpn	The day, month, and year in the Japanese imperial calendar, in Japanese, preceded by the day of the week.

File	Entity	Description
	date/jpn	A date in any numeric format in Japanese.
	date/mmm_year_gregorian/jpn	The month and year in the Gregorian calendar, in Japanese.
	date/mmm_year_imperial/jpn	The month and year in the Japanese imperial calendar, in Japanese.
date_numeric.ecr	date/dd	A day from 1 to 31.
	date/dd_fullwidth	A day from 1 to 31, in fullwidth characters.
	date/dd2	A day from 01 to 31.
	date/dd2_fullwidth	A day from 01 to 31, in fullwidth characters.
	date/mm	A month from 1 to 12.
	date/mm_fullwidth	A month from 1 to 12, in fullwidth characters.
	date/mm2	A month from 01 to 12.
	date/mm2_fullwidth	A month from 01 to 12, in fullwidth characters.
	date/yy	The last two digits of the year. For example, <i>67</i> , <i>08</i> .
	date/yy_fullwidth	The last two digits of the year, in fullwidth characters.
	date/yyyy	A three- or four-digit year, from 100 to 2099.
	date/yyyy_fullwidth	A three- or four-digit year in fullwidth characters, from 100 to 2099.
	date/yyyy4	A four-digit year, from 1000 to 2099.
	date/yyyy4_fullwidth	A four-digit year in fullwidth characters, from 1000 to 2099.

File	Entity	Description
	date/year	A year in any numerical format.
	date/year_fullwidth	A year in any numerical format in fullwidth characters.
	date/yyyymmddsep	yyyy-mm-dd. For example, <i>2008-10-28</i> .
	date/yyyymmdd	yyyymmdd. For example, <i>20081028</i> .
	date/yyyymmdd_safe	yyyymmdd for a date between 19700101 and 20291231. For example, <i>20081028</i> .
	date/yymmddsep	yy-mm-dd. For example, <i>08-10-28</i> .
	date/yymmdd	yymmdd. For example, <i>081028</i> .
	date/ddmmyyyysep	dd-mm-yyyy. For example, <i>28-10-2008</i> .
	date/ddmmyyyy	ddmmyyyy. For example, <i>28102008</i> .
	date/ddmmyyyy_safe	ddmmyyyy for a date between 01011970 and 31122029. For example, <i>28102008</i> .
	date/ddmmyysep	dd-mm-yy. For example, <i>28-10-08</i> .
	date/ddmmyy	ddmmyy. For example, <i>281008</i> .
	date/mmdyyysep	mm-dd-yyyy. For example, <i>10-28-2008</i> .
	date/mmdyyyyy	mmddyyyy. For example, <i>10282008</i> .
	date/mmdyyyyy_safe	mmddyyyy for a date between 01011970 and 12312029. For example, <i>10282008</i> .
	date/mmdyysep	mm-dd-yy. For example, <i>10-28-2008</i> .
	date/mmdyy	mmddyy. For example, <i>102808</i> .
date_por.ecr	date/season/por	The seasons in Portuguese. For example, <i>Verão, Outono</i> .

File	Entity	Description
	date/ddd/por	A day of the week in Portuguese. For example, <i>Segunda-feira, Terça-feira, DOM.</i>
	date/mmm/por	A month in Portuguese. For example, <i>Setembro.</i>
	date/year/por	A year in any format.
	date/ddmmm/por	The day and month in Portuguese. For example, <i>5 de Janeiro.</i>
	date/day_date/por	The day and month in Portuguese, preceded by the day of the week. For example, <i>Sábado 5 de Janeiro.</i>
	date/date_year/por	The day, month, and year in Portuguese. For example, <i>5 de maio 2008.</i>
	date/day_date_year/por	The day, month, and year in Portuguese, preceded by the day of the week. For example, <i>Sábado 5 de janeiro de 2008.</i>
	date/por	Any date in Portuguese. Supported formats include: Date and month, with optional day and optional year: <ul style="list-style-type: none"> • 04 Out. 2008 • 4 OUTUBRO 2008 • 04 de Outubro 2008 • 4 de Out de '08 • SÁB 04 OUT 2008 • Sábado, 04 de Outubro • Terça-feira 14 Out. 1947 • SÁBADO 04 DE OUTUBRO DE 2008 • Quinta-feira, 12 de Setembro de 2013 EC

File	Entity	Description
		<ul style="list-style-type: none"> • 4 de Março de 2012 <p>Extra delimiter support for formats where the year is present:</p> <ul style="list-style-type: none"> • 04_OUT_2008 • 04/10/2008 • Quarta feira 30-12-1953 • 04102008 (years 1970-2029 only) • 28-10-2008
	date/mmm_year/por	The month and year in Portuguese. For example, <i>Junho de 2008</i> .
date_spa.ecr	date/season/spa	The seasons in Spanish. For example, <i>el invierno, la primavera</i> .
	date/ddd/spa	A day of the week in Spanish. For example, <i>Lunes, Domingo</i> .
	date/mmm/spa	A month in Spanish. For example, <i>Septiembre</i> .
	date/year/spa	A year in any format.
	date/ddmmm/spa	The day and month in Spanish. For example, <i>5 de enero</i> .
	date/date_year/spa	The day, month, and year in Spanish. For example, <i>5 de enero 2008</i> .
	date/day_date/spa	The day and month in Spanish, preceded by the day of the week. For example, <i>Sábado 5 de enero</i> .
	date/day_date_year/spa	The day, month, and year in Spanish, preceded by the day of the week. For example, <i>Sábado 5 de enero de 2008</i> .

File	Entity	Description
	date/mmm_year/spa	The month and year in Spanish. For example, <i>Januar 2008</i> .
	date/spa	<p>Any date in Spanish. Supported formats include:</p> <p>Date and month, with optional day and optional year:</p> <ul style="list-style-type: none"> • 04 Oct 2008 • 4 OCTUBRE 2008 • 4 OCT • 4 de Octubre 2008 • 4 de Oct de '08 • 04 OCT. '08 • Sábado, 04 de Octubre • Jueves, 12 de Septiembre de 2013 d. J.C. • SÁBADO 04 DE OCTUBRE DE 2008 • SAB 4 OCT • Sab. 4 Oct. 2008 <p>Extra delimiter support for formats where the year is present:</p> <ul style="list-style-type: none"> • 04_OCT_2008 • 04/10/2008 • Sábado 4-10-08 • 04102008 (years 1970-2029 only) • 28-10-2008
datetime_advanced_eng.ecr	datetime/advanced_hms24/eng	Time in hh:mm:ss.ss ZZZ format (seconds, fractional seconds, and timezone are optional). For example, <i>04:35, 18:56:00, 21:42:56.45 +0100</i> .

File	Entity	Description
	datetime/advanced_hms24_range/eng	Time range in hh:mm:ss.ss <i>ZZZ</i> format (seconds, fractional seconds, and timezone are optional). For example, <i>04:35-04:36</i> , <i>18:56:00-21:00:00</i> , <i>21:42:56.45 to 23:59:59.99 +0100</i> .
	datetime/advanced_hm24_dot/eng	Time in hh.mm format. For example, <i>04.56</i> .
	datetime/advanced_hm24_dot_range/eng	Time range in hh.mm format. For example, <i>04.56 to 12.34</i> .
	datetime/advanced_hm24tz_nosep/eng	Time in hhmm <i>ZZZ</i> format. For example, <i>2100 GMT</i> .
	datetime/advanced_hm24tz_nosep_range/eng	Time range in hhmm <i>ZZZ</i> format. For example, <i>2100-2330 GMT</i> .
	datetime/advanced_hm24_nosep/eng	Time in hhmm format, with higher scores if the number of minutes is a multiple of 5. For example, <i>2100</i> .
	datetime/advanced_hm24_nosep_range/eng	Time range in hhmm format, with higher scores if the number of minutes is a multiple of 5. For example, <i>2100-2330</i> .
	datetime/advanced_hms12/eng	Time in 12-hour h:mm:ss am/pm <i>ZZZ</i> format (seconds and timezone are optional). For example, <i>9:30am</i> , <i>9:30:00pm GMT</i> .
	datetime/advanced_hms12_range/eng	Time range in 12-hour h:mm:ss am/pm <i>ZZZ</i> format (seconds and timezone are optional). For example, <i>9:30-10:30am</i> , <i>9:30:00am to 9:30:00pm GMT</i> .
	datetime/advanced_hm12_noampm/eng	Time in 12-hour h:mm:ss <i>ZZZ</i> format without am or pm specified (seconds and timezone are optional). For example, <i>9:30</i> , <i>9:30:00 GMT</i> .
	datetime/advanced_hm12_noampm_range/eng	Time range in 12-hour h:mm:ss <i>ZZZ</i> format without am or pm specified (seconds and timezone are optional). For

File	Entity	Description
		example, 9:30-10:30, 9:30:00 to 9:30:00 GMT.
	datetime/advanced_hm12_dot/eng	Time in 12-hour h.mm am/pm ZZZ format (am, pm, and timezone are optional, but scores are lower without them, although multiples of 5 minutes are boosted). For example, 6.30am, 8.45 GMT, 11.35.
	datetime/advanced_hm12_dot_range/eng	Time range in 12-hour h.mm am/pm ZZZ format (am, pm, and timezone are optional, but scores are lower without them, although multiples of 5 minutes are boosted). For example, 6-7.30am, 8.45am-6.30pm GMT, 11-12.35.
	datetime/advanced_hm12_nosep/eng	Time in 12-hour hmm am/pm ZZZ format (am, pm, and timezone are optional, but scores are lower without them, although multiples of 5 minutes are boosted). For example, 630am, 845 GMT, 1135.
	datetime/advanced_hm12_nosep_range/eng	Time range in 12-hour hmm am/pm ZZZ format (am, pm, and timezone are optional, but scores are lower without them, although multiples of 5 minutes are boosted). For example, 630-730am, 845-945 GMT, 1135 to 345.
	datetime/advanced_namedtime/eng	Times of the day with a specific name in the English language. For example, noon, midnight.
	datetime/advanced_clocktime_loose/eng	Time of the day, or time range, described in English (low confidence, scores reduced). For example, twelve, two to three.
	datetime/advanced_clocktime/eng	Time of the day, or time range, described in English (high confidence). For example, twelve o'clock, two fifteen, ten past one, quarter to midnight, ten to ten forty-five.
	datetime/advanced_clocktime_strict/eng	Time of the day, or time range, described in English (high and low confidence, scored appropriately). For example,

File	Entity	Description
		<i>twelve o'clock, two fifteen in the afternoon, ten past one, quarter to midnight, ten to ten forty-five, twelve at night, two to three.</i>
	datetime/nameddays_strict/eng	Specially named days (confident matched only). For example, <i>Christmas Day, Easter Monday.</i>
	datetime/nameddays_all/eng	Specially named days (high and low confidence matches, scored appropriately). For example, <i>Christmas, Easter.</i>
	datetime/advanced_yyyymmdd/eng	Dates in yyyy-mm-dd, yyyy-Mmm-dd, yyyy.mm.dd, yyyy.Mmm.dd, yyyy/mm/dd, or yyyy/Mmm/dd formats. For example, <i>2008-10-28, 2008.Oct.28.</i>
	datetime/advanced_yyyymmdd_nosep/eng	Dates in yyyy-mm-dd, yyyy.mm.dd, or yyyy/mm/dd formats. For example, <i>20081028.</i>
	datetime/advanced_ddmmyyyy/eng	Dates in dd-m-yyyy, dd.m.yyyy, or dd/m/yyyy formats. For example, <i>28-10-2008.</i>
	datetime/advanced_ddmmyy/eng	Dates in dd-mm-yy, dd.mm.yy, or dd/mm/yy formats. For example, <i>28.10.08.</i>
	datetime/advanced_ddmm/eng	Dates in dd-mm, dd.mm, or dd/mm formats. For example, <i>28/10.</i>
	datetime/advanced_ddMmmyyyy/eng	Dates in dd-Mmm-yyyy, dd.Mmm.yyyy, or dd/Mmm/yyyy formats. For example, <i>28-Oct-2008.</i>
	datetime/advanced_ddMmmyy/eng	Dates in dd-Mmm-yy, dd.Mmm.yy, or dd/Mmm/yy formats. For example, <i>28.Oct.08.</i>
	datetime/advanced_ddMmm/eng	Dates in dd-Mmm, dd.Mmm, or dd/Mmm formats. For example, <i>28/Oct.</i>
	datetime/advanced_mmddyyyy/eng	Dates in m-dd-yyyy, m.dd.yyyy, or m/dd/yyyy formats.

File	Entity	Description
		For example, <i>10-28-2008</i> .
	datetime/advanced_mmddyy/eng	Dates in mm-dd-yy, mm.dd.yy, or mm/dd/yy formats. For example, <i>10.28.08</i> .
	datetime/advanced_mmdd/eng	Dates in mm-dd, mm.dd, mm/dd formats. For example, <i>10/28</i> .
	datetime/advanced_Mmmddyyyy/eng	Dates in Mmm-dd-yyyy, Mmm.dd.yyyy, or Mmm/dd/yyyy formats. For example, <i>Oct-28-2008</i> .
	datetime/advanced_Mmmddyy/eng	Dates in Mmm-dd-yy, Mmm.dd.yy, or Mmm/dd/yy formats. For example, <i>Oct.28.08</i> .
	datetime/advanced_Mmmdd/eng	Dates in Mmm-dd, Mmm.dd, Mmm/dd formats. For example, <i>Oct/28</i> .
	datetime/advanced_Mmmyyyy/eng	Named month/year. For example, <i>Oct 2008</i> , <i>October of 2008</i> , <i>October '08</i> .
	datetime/advanced_textdate_withyear/eng	A date, with a year, described in English. For example, <i>July 4th 2008</i> , <i>July the 4th 2008</i> , <i>The morning of Wednesday July fourth 2008</i> , <i>4th July 2008</i> , <i>the 4th of July 2008</i> , <i>In the morning on Wednesday fourth July 2008</i> , <i>Christmas Day 2012</i> , <i>Easter '02</i> .
	datetime/advanced_textdate_noyear/eng	A date, without a year, described in English. For example, <i>July 4th</i> , <i>July the 4th</i> , <i>The morning of Wednesday July fourth</i> , <i>4th July</i> , <i>the 4th of July</i> , <i>In the morning on Wednesday fourth July</i> , <i>Christmas Eve</i> , <i>Easter Day</i> .
	datetime/advanced_textdate/eng	A date, described in English (with or without a year).
	datetime/advanced_reldate/eng	A day, or part of a day, relative to today, described in English. Less confident matches are scored lower. For

File	Entity	Description
		example, <i>This morning</i> , <i>tomorrow evening</i> , <i>Today</i> (score 0.9), <i>yesterday</i> (score 0.9), <i>the day after tommorrow</i> [sic] (score 0.9), <i>Two weeks ago on Monday</i> , <i>This coming Tuesday AM</i> , <i>Two weeks on Wednesday afternoon</i> , <i>Tuesday week</i> , <i>Tomorrow fortnight</i> , <i>Two weeks ago last Monday</i> , <i>Monday last week</i> , <i>Tuesday this wk</i> , <i>Wednesday next</i> , <i>Not this Tuesday but next</i> (score 0.9), <i>Not last Monday but the one before</i> (score 0.9), <i>4th</i> (score 0.5), <i>the fourth</i> (score 0.8), <i>Wednesday the fourth of next month</i> , <i>last month on Wednesday 4th</i> , <i>The first Sunday of next month</i> , <i>Second Monday in July</i> , <i>Last Tuesday of April but one</i> , <i>Monday morning</i> (score 0.9), <i>Tuesday</i> (score 0.7).
	datetime/advanced_date_and_time/eng	Any date with time, in any recognized format. Relevant components are extracted. Score indicates the confidence that the matched text is a genuine reference to a date and time.
	datetime/advanced_date_only/eng	Any date (without a time), in any recognized format. Relevant components are extracted. Score indicates the confidence that the matched text is a genuine reference to a date.
	datetime/advanced_time_only/eng	Any time (without a date), in any recognized format. Relevant components are extracted. Score indicates the confidence that the matched text is a genuine reference to a time.
	datetime/advanced/eng	Any date, with optional time, in any recognized format. Relevant components are extracted. Score indicates the confidence that the matched text is a genuine reference to a date and time. You can use the <code>datetime.lua</code> script to standardize the

File	Entity	Description
		output of these entities.

E

File	Entity	Description
ethnicity_eng.ecr	ethnicity/nationality/eng	A nationality. For example, <i>Andorran</i> , <i>Welsh</i> .
ethnicity_engca.ecr	ethnicity/aboriginal/engca	A Canadian aboriginal group. For example, <i>Inuit</i> .
	ethnicity/population_group/engca	A Canadian population group. For example, <i>Arab</i> , <i>White</i> .
ethnicity_enggb.ecr	ethnicity/enggb	Ethnicity classification in England. For example, <i>Irish</i> , <i>Indian</i> .
	ethnicity/identity_code/enggb	United Kingdom identity code. For example, <i>IC1</i> , <i>IC2</i> .
ethnicity_engus.ecr	ethnicity/races/engus	A United States race. For example, <i>Japanese</i> , <i>White</i> .
	ethnicity/races_lowercase/engus	A U.S. race in lowercase. For example, <i>japanese</i> , <i>white</i> .
	ethnicity/native_american/engus	A U.S. native. For example, <i>Cherokee</i> , <i>Lambee</i> .
	ethnicity/asian/engus	A U.S. ethnicity of Asian origin. For example, <i>Pakistani</i> , <i>Korean</i> .
	ethnicity/pacific/engus	A U.S. ethnicity of Pacific origin. For example, <i>Fijian</i> , <i>Tongan</i> .
	ethnicity/hispanic/engus	A U.S. ethnicity of Hispanic origin. For example, <i>Cuban</i> , <i>Spanish</i> .
	ethnicity/engus	Any U.S. ethnicity.
ethnicity_fre.ecr	ethnicity/nationality/fre	Nationality in French. For example, <i>Andorrane</i> , <i>Vietnamien</i> .
	ethnicity/ethnic_groups/fre	Ethnic groups in the French language. For example, <i>Africain</i> , <i>Autres</i> .

G

File	Entity	Description
gender_eng.ecr	gender/gender_word/eng	A word that describes a family relation or gender in English. For example, <i>lady</i> , <i>father</i> .
	gender/gender_context/eng	A gender in the context of English language.
	gender/all/eng	A gender in the English language, either in a word or in context.
gender_fre.ecr	gender/gender_word/fre	A word that describes a family relation or gender in French. For example, <i>Dame</i> , <i>voisines</i> .
	gender/gender_context/fre	A gender in the context of French language.
	gender/all/fre	A gender in the French language, either in a word or in context.
gender_ger.ecr	gender/gender_word/ger	A word that describes a family relation or gender in German. For example, <i>menschen</i> , <i>Frau</i> .
	gender/gender_context/ger	A gender in the context of German language.
	gender/all/ger	A gender in the German language, either in a word or in context.
gov_chicn.ecr	org/gov/chicn	A Chinese government agency.
gov_engca.ecr	org/gov/engca	A Canadian government agency.

H

File	Entity	Description
holiday_ca.ecr	holiday/statutory/engca	Statutory Canadian holidays in English. For example, <i>Good Friday</i> .
	holiday/statutory/freca	Statutory Canadian holidays in French. For example, <i>Le vendredi saint</i> .
	holiday/statutory/ca	Statutory Canadian holidays, in English or French.
	holiday/federal/engca	Federal Canadian holidays in English. For example, <i>Victoria Day</i> .
	holiday/federal/freca	Federal Canadian holidays in French. For example, <i>La fête de la Reine</i> .
	holiday/federal/ca	Federal Canadian holidays, in English or French.
	holiday/statother/engca	Other statutory Canadian holidays in English. For example, <i>Family Day</i> .
	holiday/statother/freca	Other statutory Canadian holidays in French. For example, <i>La fête du Travail</i> .
	holiday/statother/ca	Other statutory Canadian holidays, in English or French.
	holiday/alberta/engca	Holidays for each Canadian province and territory in English.
	holiday/britishcolumbia/engca	
	holiday/manitoba/engca	
	holiday/newbrunswick/engca	
	holiday/newfoundlandlabrador/engca	
	holiday/northwestterritories/engca	

File	Entity	Description
	holiday/novascotia/engca	
	holiday/nunavut/engca	
	holiday/ontario/engca	
	holiday/princeedwardisland/engca	
	holiday/quebec/engca	
	holiday/saskatchewan/engca	
	holiday/yukon/engca	
	holiday/prov_terr/engca	Holidays for Canadian provinces and territories in English.
	holiday/other/engca	Other Canadian holidays and observances in English.
	holiday/ca	All Canadian holidays.
holiday_enggb.ecr	holiday/bank_holiday/enggb	British Bank Holiday name.
	holiday/holiday/enggb	Traditional days celebrated. For example, <i>Mother's Day</i> .
holiday_engus.ecr	holiday/federal/engus	U.S. federal holidays. For example, <i>Memorial Day</i> .
	holiday/traditional/engus	Traditional U.S. days celebrated. For example, <i>Mother's Day</i> .
	holiday/engus	All U.S. holidays.

I

File	Entity	Description
internet.ecr	internet/host_domain	A host name. For example, <i>www.myhost.com</i> .
	internet/host_ip/ipv4	An IPv4 IP address. For example, <i>127.0.0.1</i> .
	internet/host_ip/ipv6	An IPv6 IP address. For example, <i>1234:5678:90AB:CDEF</i> .
	internet/host_ip/ipv4mapped	An IPv4-mapped IP address. For example, <i>::FFFF:129.144.52.38</i> .
	internet/host_ip	Any IP address.
	internet/addr_host	Host address. For example, <i>www.myhost.com</i> or <i>192.231.21.2</i> .
	internet/addr_email	Email address. For example, <i>jsmith@mailserver.com</i> .
	internet/addr_email_mailto	Email address with <i>mailto:</i> prefix. For example, <i>mailto:jsmith@mailserver.com</i> .
	internet/addr_https	HTTP or HTTPS address.
	internet/addr_file	file:// address.
	internet/addr_ftp	FTP address.
	internet/addr_news	news:// address.
	internet/addr_telnet	Telnet address.
	internet/addr_gopher	Gopher address.

J

File	Entity	Description
jobtitledicts_eng.ecr	person/titleprefix_camelcase/eng	Job title prefix in camel case. For example, <i>Acting</i> .
	person/titleprefix_lowercase/eng	Job title prefix in lowercase. For example, <i>acting</i> .
	person/titlesuffix_camelcase/eng	Job title suffix in camel case. For example, <i>Associate, Advisor</i> .
	person/titlesuffix_lowercase/eng	Job title suffix in lowercase. For example, <i>educator, trainee</i> .
	person/govdep/engus	U.S. government departments and abbreviations. For example, <i>National Security Council, FBI</i> .
	person/titlegeneric_camelcase/eng	Generic job titles in camel case. For example, <i>Sales Assistant</i> .
	person/titlegeneric_lowercase/eng	Generic job titles in lowercase. For example, <i>sales assistant</i> .
	person/titlefull_camelcase/eng	Full job title in camel case, including prefixes and suffixes. For example, <i>Head of Customer Communications</i> .
	person/titlefull_lowercase/eng	Full job title in lower case, including prefixes and suffixes. For example, <i>head of customer communications</i> .
	person/titlecorp/eng	Corporate job titles. For example, <i>Chief Financial Officer</i> .
	person/titlecorpabb/eng	Abbreviated version of corporate job titles. For example, <i>CFO</i> .
	person/titlegov/eng	Government and cabinet titles. For example, <i>President, Secretary of Defense</i> .

File	Entity	Description
	person/titleroyal/eng	Royal titles. For example, <i>King</i> .
	person/titlepolitical/eng	Political titles. For example, <i>Foreign Minister</i> , <i>Governor</i> .
	person/titlereligious/eng	Religious titles. For example, <i>Pope</i> , <i>Father</i> , <i>Imam</i> .

L

File	Entity	Description
languages.ecr	language/iso_lowercase	Three-letter ISO 639-2/B language code. For example, <i>fin</i> , <i>ger</i> .
	language/all	Language name in a local language, English, or other major language.
	language/output_iso	Language name in a local language, English, or other major language (output is normalized to the ISO 639-2/B code)
legal_engus.ecr	legal/citsupr/engus	Supreme Court Citations. For example, <i>Roe v. Wade</i> , 410 U.S. 113 (1973).
	legal/citcofa/engus	Federal Court Reporter Citations. For example, <i>Universal City Studios, Inc. v. Corley</i> , 273 F.3d 429 (2d Cir. 2001).

M

File	Entity	Description
measure_eng.ecr	measure/len/met/eng	Metric measures of length. For example, <i>mm.</i> , <i>kilometre</i> .
	measure/len/usuk/eng	U.S. and UK measures of length. For example, <i>foot</i> , <i>mile</i> , <i>in</i> .
	measure/area/met/eng	Metric measures of area. For example, <i>sq. m.</i> , <i>square kilometres</i> .
	measure/area/usuk/eng	U.S. and UK measures of area. For example, <i>sq. in.</i> , <i>acres</i> .
	measure/vol/met/eng	Metric measures of volume. For example, <i>microlitres</i> , <i>cubic centimetres</i> .
	measure/vol/usuk/eng	U.S. and UK measures of volume. For example, <i>pinches</i> , <i>cups</i> , <i>gal</i> .
	measure/mass/met/eng	Metric measures of mass. For example, <i>gram</i> , <i>tonnes</i> .
	measure/mass/usuk/eng	U.S. and UK measures of mass. For example, <i>pound</i> , <i>lb</i> .
medical_condition.ecr	medical/disability/social_security/engus	Impairment for the purpose of disability evaluation under social security.
	medical/disease_condition	Disease or medical condition.
	medical/lifestyle	Lifestyle that relates to medical condition.
medical_drug.ecr	drug/brand	Trade name of medical drugs.
	drug/generic	Generic name of medical drugs.
	drug/medication	Description of a medication.

File	Entity	Description
medical_healthcare_engus.ecr	healthcare/provider/AK/engus	U.S. healthcare provider in Alaska.
	healthcare/provider/AL/engus	U.S. healthcare provider in Alabama.
	healthcare/provider/AR/engus	U.S. healthcare provider in Arkansas.
	healthcare/provider/AZ/engus	U.S. healthcare provider in Arizona.
	healthcare/provider/CA/engus	U.S. healthcare provider in California.
	healthcare/provider/CO/engus	U.S. healthcare provider in Colorado.
	healthcare/provider/CT/engus	U.S. healthcare provider in Connecticut.

File	Entity	Description
	healthcare/provider/DC/engus	U.S. healthcare provider in Washington, D.C.
	healthcare/provider/DE/engus	U.S. healthcare provider in Delaware.
	healthcare/provider/FL/engus	U.S. healthcare provider in Florida.
	healthcare/provider/GA/engus	U.S. healthcare provider in Georgia.
	healthcare/provider/HI/engus	U.S. healthcare provider in Hawaii.
	healthcare/provider/IA/engus	U.S. healthcare provider in Iowa.
	healthcare/provider/ID/engus	U.S. healthcare provider in Idaho.
	healthcare/provider/IL/engus	U.S. healthcare provider in Illinois.
	healthcare/provider/IN/engus	U.S. healthcare provider in Indiana.
	healthcare/provider/KS/engus	U.S. healthcare provider in Kansas.
	healthcare/provider/KY/engus	U.S. healthcare provider in Kentucky.
	healthcare/provider/LA/engus	U.S. healthcare provider in Louisiana.
	healthcare/provider/MA/engus	U.S. healthcare provider in Massachusetts.
	healthcare/provider/MD/engus	U.S. healthcare provider in Maryland.
	healthcare/provider/ME/engus	U.S. healthcare provider in Maine.
	healthcare/provider/MI/engus	U.S. healthcare provider in Michigan.
	healthcare/provider/MN/engus	U.S. healthcare provider in Minnesota.
	healthcare/provider/MO/engus	U.S. healthcare provider in Missouri.
	healthcare/provider/MS/engus	U.S. healthcare provider in Mississippi.

File	Entity	Description
	healthcare/provider/MT/engus	U.S. healthcare provider in Montana.
	healthcare/provider/NC/engus	U.S. healthcare provider in North Carolina.
	healthcare/provider/ND/engus	U.S. healthcare provider in North Dakota.
	healthcare/provider/NE/engus	U.S. healthcare provider in Nebraska.
	healthcare/provider/NH/engus	U.S. healthcare provider in New Hampshire.
	healthcare/provider/NJ/engus	U.S. healthcare provider in New Jersey.
	healthcare/provider/NM/engus	U.S. healthcare provider in New Mexico.
	healthcare/provider/NV/engus	U.S. healthcare provider in Nevada.
	healthcare/provider/NY/engus	U.S. healthcare provider in New York.
	healthcare/provider/OH/engus	U.S. healthcare provider in Ohio.
	healthcare/provider/OK/engus	U.S. healthcare provider in Oklahoma.
	healthcare/provider/OR/engus	U.S. healthcare provider in Oregon.
	healthcare/provider/PA/engus	U.S. healthcare provider in Pennsylvania.
	healthcare/provider/PR/engus	U.S. healthcare provider in Puerto Rico.
	healthcare/provider/RI/engus	U.S. healthcare provider in Rhode Island.
	healthcare/provider/SC/engus	U.S. healthcare provider in South Carolina.
	healthcare/provider/SD/engus	U.S. healthcare provider in South Dakota.
	healthcare/provider/TN/engus	U.S. healthcare provider in Tennessee.
	healthcare/provider/TX/engus	U.S. healthcare provider in Texas.

File	Entity	Description
	healthcare/provider/UT/engus	U.S. healthcare provider in Utah.
	healthcare/provider/VA/engus	U.S. healthcare provider in Virginia.
	healthcare/provider/VT/engus	U.S. healthcare provider in Vermont.
	healthcare/provider/WA/engus	U.S. healthcare provider in Washington.
	healthcare/provider/WI/engus	U.S. healthcare provider in Wisconsin.
	healthcare/provider/WV/engus	U.S. healthcare provider in West Virginia.
	healthcare/provider/WY/engus	U.S. healthcare provider in Wyoming.
	healthcare/provider/all/engus	Any U.S. healthcare provider.
medical_procedure.ecr	medical/blood_test	Blood test.
	medical/lab_test	Lab test.
	medical/surgical_procedure	Surgical procedure.
	medical/specialty	Medical specialty.
money_eng.ecr	money/fracunits	Fractional units of currency such as <i>Cent</i> or <i>Penny</i> .
	money/iso4217	ISO 4217 currency codes. For example, <i>AUD</i> or <i>USD</i> .
	money/currency	Currency name. For example, <i>Algerian dinar</i> .
	money/currencyabbrev	Abbreviated currency name. For example, <i>dinar</i> or <i>dollar</i> .
	money/denom_us	U.S. denominations. For example, <i>penny</i> or <i>quarter</i> .
	money/symbol	Currency symbols. For example, \$ or €.

N

File	Entity	Description
number_banking_au.ecr	number/bsb/au	Australian bank state branch number. For example, 34 or 985.
number_banking_ca.ecr	number/cpa_transit_micr/ca	Canadian Payments Association MICR transit number, in the format <i>BBBBB-AAA</i> , where <i>BBBBB</i> is a five-digit code that identifies the branch, and <i>AAA</i> is a three-digit code that identifies the institution. For example, 25539-001.
	number/cpa_transit_eft/ca	Canadian Payments Association EFT transit number, in the format <i>0AAABBBBB</i> , where <i>AAA</i> is a three-digit code that identifies the institution, and <i>BBBBB</i> is a five-digit code that identifies the branch. The first digit is always a leading zero. For example, 000125539.
	number/cpa_transit/ca	Canadian Payments Association transit number.
	number/bankaccount/ca	Canadian bank account number. The account number format can be a known format for particular banks, or a generic seven- or 12-digit number. Known formats are given higher scores. This entity does not include the CPA transit numbers.
number_banking_de.ecr	number/sort_code/de	8-digit German bank sort code. For example, 10019610.
	number/bank_number/de	German bank account number.
number_banking_fr.ecr	number/bankaccount/fr	French bank account number.
number_banking_gb.ecr	number/sortcode/gb	United Kingdom bank sort code. <i>For example, 301007, 30-10-07, or 30 10 07.</i> This entity recognizes any valid sort code, but assigns higher scores to known formats from several banks.

File	Entity	Description
	number/bankaccount/gb	United Kingdom bank account number, including the sort code. The sort code and account number must be separated by white space. The account number can be any eight-digit number.
number_banking_ie.ecr	number/sortcode/ie	Ireland bank sort code. For example, <i>906005</i> , <i>90-60-05</i> , or <i>90 60 05</i> .
	number/bankaccount/ie	Ireland bank account number.
number_banking_us.ecr	number/aba_micr/us	American Bankers Association MICR transit number, in the format <i>XXXXYYYYC</i> , where <i>XXXX</i> is the Federal Reserve Routing Symbol, <i>YYYY</i> is the ABA Institution Identifier, and <i>C</i> is the check digit. For example, <i>129131673</i> .
	number/aba_fraction/us	American Bankers Association fraction transit number, in the format <i>PP-YYYY/XXXX</i> , where <i>PP</i> is a one-digit or two-digit prefix that represents the bank's check processing center location, <i>YYYY</i> is the ABA Institution identifier, and <i>XXXX</i> is the Federal Reserve Routing Symbol.
	number/aba_routing/us	American Bankers Association transit number.
	number/bankaccount/us	United States bank account number, including the American Bankers Association routing number, in fraction or MICR format. The routing information and account information must be separated by a single space. The account number can be four to 17 digits, but nine-, ten-, and 12-digit numbers are given higher scores.
number_bsn_nl.ecr	number/bsn/nl	Dutch Citizen Service Numbers (burgerservicenummer). BSNs always consist of nine digits.

File	Entity	Description
number_cc.ecr	number/cc12dn	12-digit credit card numbers with no delimiters.
	number/cc12dh	12-digit credit card numbers with hyphen delimiters.
	number/cc12ds	12-digit credit card numbers with space delimiters.
	number/cc12	All 12-digit credit card numbers.
	number/cc13dn	13-digit credit card numbers with no delimiters.
	number/cc13dh	13-digit credit card numbers with hyphen delimiters.
	number/cc13ds	13-digit credit card numbers with space delimiters.
	number/cc13	All 13-digit credit card numbers.
	number/cc14dn	14-digit credit card numbers with no delimiters.
	number/cc14dh	14-digit credit card numbers with hyphen delimiters.
	number/cc14ds	14-digit credit card numbers with space delimiters.
	number/cc14	All 14-digit credit card numbers.
	number/cc15dn	15-digit credit card numbers with no delimiters.
	number/cc15dh	15-digit credit card numbers with hyphen delimiters.
	number/cc15ds	15-digit credit card numbers with space delimiters.
	number/cc15	All 15-digit credit card numbers.
	number/cc16dn	16-digit credit card numbers with no delimiters.
	number/cc16dh	16-digit credit card numbers with hyphen delimiters.
	number/cc16ds	16-digit credit card numbers with space delimiters.

File	Entity	Description
	number/cc16	All 16-digit credit card numbers.
	number/cc17dn	17-digit credit card numbers with no delimiters.
	number/cc17dh	17-digit credit card numbers with hyphen delimiters.
	number/cc17ds	17-digit credit card numbers with space delimiters.
	number/cc17	All 17-digit credit card numbers.
	number/cc18dn	18-digit credit card numbers with no delimiters.
	number/cc18dh	18-digit credit card numbers with hyphen delimiters.
	number/cc18ds	18-digit credit card numbers with space delimiters.
	number/cc18	All 18-digit credit card numbers.
	number/cc19dn	19-digit credit card numbers with no delimiters.
	number/cc19dh	19-digit credit card numbers with hyphen delimiters.
	number/cc19ds	19-digit credit card numbers with space delimiters.
	number/cc19	All 19-digit credit card numbers.
	number/ccdn	All credit card numbers with no delimiters.
	number/ccdh	All credit card numbers with hyphen delimiters.
	number/ccds	All credit card numbers with space delimiters.
	number/cc	Any credit card number. Micro Focus Education supports the following credit card formats:

File	Entity	Description
		<ul style="list-style-type: none"> • American Express • Bankcard • China Union Pay • DanKort • Diners Club Carte Blanche • Diners Club International • Diners Club enRoute • Discover • InstaPayment • JCB • Laser • Maestro • Mastercard • Solo • Switch • Visa
	number/cc_amex	American Express credit card number. American Express credit card account numbers are 15 digits in lengths, and generally start with either 34 or 37. For example, 378124403602370.
	number/cc_bankcard	Bankcard credit card number (discontinued in 2006).
	number/cc_china_union_pay	China UnionPay credit card number. Most China UnionPay card numbers have prefixes from 620 to 625, and range in length from 16 to 19 characters.
	number/cc_diners_club	Diners Club credit card number. Most Diners Club credit card numbers are 16 or 14 digits long. For example, 30544726571210 (Carte Blanche), 36072371463677 (International), or 5484308289255581 (North America).
	number/cc_discover	Discover credit card number. Discover credit card numbers start with 6011, 622126 to 622925, 644, 645, 646, 647, 648, 649, or 65, and are 16 digits long. For example, 6011541256841963.
	number/cc_instapayment	InstaPayment credit card number. InstaPayment credit card numbers start with either 637, 638, or 639, and are

File	Entity	Description
		16 digits long. For example, 6393519709142682.
	number/cc_jcb	JCB credit card number. JCB credit card numbers consist of 16 digits. Either the first four digits must be 3088, 3096, 3112, 3158, or 3337, or the first eight digits must be in the range 35280000 to 35899999. For example, 3158745776935953.
	number/cc_laser	Laser credit card number (discontinued in 2014). Laser credit card numbers start with 6304, 6706, 6771, or 6709, and are between 16 to 19 digits long. For example, 6709682431878947.
	number/cc_maestro	Maestro credit card number. Maestro credit card numbers start with 5018, 5020, 5038, 5893, 6304, 6759, 6761, 6762, or 6763, and are between 16 to 19 digits long (although they can have as few as 12 digits). For example, 5018452935461261.
	number/cc_mastercard	Mastercard credit card number. Mastercard credit card numbers start with 51, 52, 53, 54, or 55, and are between 16 to 19 digits long.
	number/cc_solo	16-digit, 18-digit, or 19-digit Solo credit card number (discontinued in 2011). For example, 6331101999990016.
	number/cc_switch	16-digit, 18-digit, or 19-digit Switch credit card number (rebranded as Maestro). Switch credit card numbers begin with 4903, 4905, 4911, 4936, 564182, 633110, 6333, or 6759.
	number/cc_visa	Visa credit card number. Most Visa credit card numbers start with 4 and are 16 digits long; however, there are a few that consist of 13 digits. The numbers are always spaced in four groups of four digits each. For example,

File	Entity	Description
		4929 8198 5006 5312.
number_dni_es.ecr	number/dni/es	Spanish DNI.
number_driverlic_ca.ecr	number/driverlic/AB/ca number/driverlic/NB/ca number/driverlic/ON/ca number/driverlic/BC/ca number/driverlic/NS/ca number/driverlic/SK/ca number/driverlic/PE/ca number/driverlic/MB/ca number/driverlic/QC/ca number/driverlic/YT/ca number/driverlic/NT/ca	Driver's licence number for each Canadian province and territory. For more information on license number formatting requirements for each province, see http://www.deverusdemos.com/Help/FlashHelp/Search_Types/Formats_for_MVR_license_numbers.htm .
	number/driverlic/ca	All Canadian driver's licence numbers.
number_driverlic_de.ecr	number/driverlic/de	German driver's licence number.
number_driverlic_fr.ecr	number/driverlic/fr	French driver's licence number.
number_driverlic_gb.ecr	number/driverlic/gb	United Kingdom driving licence number.
number_driverlic_us.ecr	number/driverlic/AL/us number/driverlic/AK/us number/driverlic/AR/us number/driverlic/AZ/us	Driver's licence number for each U.S. state. For more information on license number formatting requirements for each state, see http://www.deverusdemos.com/Help/FlashHelp/Search_Types/Formats_for_MVR_license_numbers.htm .

File	Entity	Description
	number/driverlic/CA/us	
	number/driverlic/CO/us	
	number/driverlic/CT/us	
	number/driverlic/DC/us	
	number/driverlic/DE/us	
	number/driverlic/FL/us	
	number/driverlic/GA/us	
	number/driverlic/HI/us	
	number/driverlic/IA/us	
	number/driverlic/ID/us	
	number/driverlic/IL/us	
	number/driverlic/IN/us	
	number/driverlic/KS/us	
	number/driverlic/KY/us	
	number/driverlic/LA/us	
	number/driverlic/MA/us	
	number/driverlic/MD/us	
	number/driverlic/ME/us	
	number/driverlic/MI/us	
	number/driverlic/MN/us	
	number/driverlic/MO/us	
	number/driverlic/MS/us	
	number/driverlic/MT/us	

File	Entity	Description
	number/driverlic/NC/us	
	number/driverlic/ND/us	
	number/driverlic/NE/us	
	number/driverlic/NH/us	
	number/driverlic/NJ/us	
	number/driverlic/NM/us	
	number/driverlic/NV/us	
	number/driverlic/NY/us	
	number/driverlic/OH/us	
	number/driverlic/OK/us	
	number/driverlic/OR/us	
	number/driverlic/PA/us	
	number/driverlic/RI/us	
	number/driverlic/SC/us	
	number/driverlic/SD/us	
	number/driverlic/TN/us	
	number/driverlic/TX/us	
	number/driverlic/UT/us	
	number/driverlic/VA/us	
	number/driverlic/VT/us	
	number/driverlic/WA/us	
	number/driverlic/WV/us	
	number/driverlic/WI/us	

File	Entity	Description
	number/driverlic/WY/us	
	number/driverlic/us	All U.S. driver's licence numbers.
number/iban.ecr	number/ibandn/albania number/ibands/albania number/ibandn/andorra number/ibands/andorra number/ibandn/austria number/ibands/austria number/ibandn/bahrain number/ibands/bahrain number/ibandn/belgium number/ibands/belgium number/ibandn/bosniaherzegovina number/ibands/bosniaherzegovina number/ibandn/bulgaria number/ibands/bulgaria number/ibandn/costarica number/ibands/costarica number/ibandn/croatia number/ibands/croatia number/ibandn/cyprus number/ibands/cyprus	Undelimited (dn) or space-delimited (ds) International Bank Account Number (IBAN) for each country. For more information on IBAN formatting requirements for each country, see https://www.iban.com/structure.html .

File	Entity	Description
	number/ibandn/czechrepublic	
	number/ibands/czechrepublic	
	number/ibandn/denmark	
	number/ibands/denmark	
	number/ibandn/dominicanrepublic	
	number/ibands/dominicanrepublic	
	number/ibandn/estonia	
	number/ibands/estonia	
	number/ibandn/finland	
	number/ibands/finland	
	number/ibandn/france	
	number/ibands/france	
	number/ibandn/georgia	
	number/ibands/georgia	
	number/ibandn/germany	
	number/ibands/germany	
	number/ibandn/gibraltar	
	number/ibands/gibraltar	
	number/ibandn/greece	
	number/ibands/greece	
	number/ibandn/hungary	
	number/ibands/hungary	
	number/ibandn/iceland	

File	Entity	Description
	number/ibands/iceland	
	number/ibandn/ireland	
	number/ibands/ireland	
	number/ibandn/israel	
	number/ibands/israel	
	number/ibandn/italy	
	number/ibands/italy	
	number/ibandn/kazakhstan	
	number/ibands/kazakhstan	
	number/ibandn/kuwait	
	number/ibands/kuwait	
	number/ibandn/latvia	
	number/ibands/latvia	
	number/ibandn/lebanon	
	number/ibands/lebanon	
	number/ibandn/liechtenstein	
	number/ibands/liechtenstein	
	number/ibandn/lithuania	
	number/ibands/lithuania	
	number/ibandn/luxembourg	
	number/ibands/luxembourg	
	number/ibandn/macedonia	
	number/ibands/macedonia	

File	Entity	Description
	number/ibandn/malta	
	number/ibands/malta	
	number/ibandn/mauritania	
	number/ibands/mauritania	
	number/ibandn/mauritius	
	number/ibands/mauritius	
	number/ibandn/monaco	
	number/ibands/monaco	
	number/ibandn/montenegro	
	number/ibands/montenegro	
	number/ibandn/netherlands	
	number/ibands/netherlands	
	number/ibandn/norway	
	number/ibands/norway	
	number/ibandn/poland	
	number/ibands/poland	
	number/ibandn/portugal	
	number/ibands/portugal	
	number/ibandn/romania	
	number/ibands/romania	
	number/ibandn/sanmarino	
	number/ibands/sanmarino	
	number/ibandn/saudi Arabia	

File	Entity	Description
	number/ibands/saudi Arabia	
	number/ibandn/serbia	
	number/ibands/serbia	
	number/ibandn/slovakrepublic	
	number/ibands/slovakrepublic	
	number/ibandn/slovenia	
	number/ibands/slovenia	
	number/ibandn/spain	
	number/ibands/spain	
	number/ibandn/sweden	
	number/ibands/sweden	
	number/ibandn/switzerland	
	number/ibands/switzerland	
	number/ibandn/tunisia	
	number/ibands/tunisia	
	number/ibandn/turkey	
	number/ibands/turkey	
	number/ibandn/unitedarabemirates	
	number/ibands/unitedarabemirates	
	number/ibandn/unitedkingdom	
	number/ibands/unitedkingdom	
	number/ibandn	All IBAN numbers without delimiters.

File	Entity	Description
	number/ibands	All IBAN numbers with space delimiters.
number_insee_fr.ecr	number/insee/fr	French INSEE number. INSEE numbers are composed of 13 digits and a two-digit key. Score="0.2" is used for examples with unspecified months.
number_licenseplate_ca.ecr	number/licenseplate/AB/ca number/licenseplate/BC/ca number/licenseplate/MB/ca number/licenseplate/NB/ca number/licenseplate/NL/ca number/licenseplate/NT/ca number/licenseplate/NS/ca number/licenseplate/NU/ca number/licenseplate/ON/ca number/licenseplate/PE/ca number/licenseplate/QC/ca number/licenseplate/SK/ca number/licenseplate/YT/ca	Licence plate numbers for each Canadian province and territory.
	number/licenseplate/ca	All Canadian licence plate numbers.
number_licenseplate_de.ecr	number/licenseplate/de	German vehicle number plate.
number_licenseplate_es.ecr	number/licenseplate/es	Spanish vehicle number plate.
number_licenseplate_fr.ecr	number/licenseplate/fr	French vehicle registration number.

File	Entity	Description
number_licenseplate_gb.ecr	number/licenseplate/gb	United Kingdom vehicle registration number.
number_licenseplate_us.ecr	number/licenseplate/AL/us number/licenseplate/AK/us number/licenseplate/AR/us number/licenseplate/AZ/us number/licenseplate/CA/us number/licenseplate/CO/us number/licenseplate/CT/us number/licenseplate/DE/us number/licenseplate/DC/us number/licenseplate/FL/us number/licenseplate/GA/us number/licenseplate/HI/us number/licenseplate/IA/us number/licenseplate/ID/us number/licenseplate/IL/us number/licenseplate/IN/us number/licenseplate/KS/us number/licenseplate/KY/us number/licenseplate/LA/us number/licenseplate/MA/us number/licenseplate/MD/us	Licence plate numbers for each U.S. state.

File	Entity	Description
	number/licenseplate/ME/us	
	number/licenseplate/MI/us	
	number/licenseplate/MN/us	
	number/licenseplate/MO/us	
	number/licenseplate/MS/us	
	number/licenseplate/MT/us	
	number/licenseplate/NC/us	
	number/licenseplate/ND/us	
	number/licenseplate/NE/us	
	number/licenseplate/NH/us	
	number/licenseplate/NJ/us	
	number/licenseplate/NM/us	
	number/licenseplate/NV/us	
	number/licenseplate/NY/us	
	number/licenseplate/OH/us	
	number/licenseplate/OK/us	
	number/licenseplate/OR/us	
	number/licenseplate/PA/us	
	number/licenseplate/RI/us	
	number/licenseplate/SC/us	
	number/licenseplate/SD/us	
	number/licenseplate/TN/us	
	number/licenseplate/TX/us	

File	Entity	Description
	number/licenseplate/UT/us number/licenseplate/VA/us number/licenseplate/VT/us number/licenseplate/WA/us number/licenseplate/WV/us number/licenseplate/WI/us number/licenseplate/WY/us	
	number/licenseplate/us	United States license plate number.
number_mac_address.ecr	number/EUI48dh	MAC address in EUI-48 format (hyphen-separated). For example, <i>01-23-45-67-89-Ab</i>
	number/EUI48dc	MAC address in EUI-48 format (colon-separated). For example, <i>01:23:45:67:89:Ab</i>
	number/EUI48	MAC address in EUI-48 format. For example, <i>01-23-45-67-89-Ab</i>
	number/EUI64dh	MAC address in EUI-64 format (hyphen-separated). For example, <i>01-23-45-67-89-ab-CD-eF</i>
	number/EUI64dc	MAC address in EUI-64 format (colon-separated). For example, <i>01:23:45:67:89:ab:CD:eF</i>
	number/EUI64	MAC address in EUI-64 format. For example, <i>01-23-45-67-89-ab-CD-eF</i>

File	Entity	Description
number_ni_gb.ecr	number/nids/gb	UK National Insurance number with space delimiters.
	number/nidn/gb	UK National Insurance number without delimiters.
	number/nidh/gb	UK National Insurance number with hyphen delimiters.
	number/ni/gb	Any UK National Insurance number. The format of the number is two prefix letters, six digits, and one suffix letter.
number_passport_engca.ecr	number/passport_number/engca	Canadian passport number (in any context).
	number/passport_context/engca	Canadian passport number (when found in English-language context).
number_passport_enggb.ecr	number/passport_context/enggb	UK passport number (when found in English-language context).
number_passport_engus.ecr	number/passport_context/engus	U.S. passport number (when found in English-language context).
number_passport_freca.ecr	number/passport_number/freca	French Canadian passport number (in any context).
	number/passport_context/freca	French Canadian passport number (when found in French-language context).
number_passport_frefr.ecr	number/passport_number/frefr	French passport number (in any context).
	number/passport_context/frefr	French passport number (when found in French-language context).
number_passport_gerde.ecr	number/passport_context/gerde	German passport number (when found in German-language context).
number_phone_au.ecr	phone/landline/au	A complete landline phone number in Australia. To ensure that this entity performs correctly, set <code>TangibleCharacters</code> to include '+' and '('.

File	Entity	Description
	phone/mobile/au	A complete mobile phone number in Australia. To ensure that this entity performs correctly, set <code>TangibleCharacters</code> to include '+' and '('.
	phone/other/au	A complete 08- or 09- phone number in Australia. To ensure that this entity performs correctly, set <code>TangibleCharacters</code> to include '+' and '('.
	phone/all/au	Any complete phone number in Australia. To ensure that this entity performs correctly, set <code>TangibleCharacters</code> to include '+' and '('.
number_phone_be.ecr	phone/landline/be	A complete landline phone number in Belgium. To ensure that this entity performs correctly, set <code>TangibleCharacters</code> to include '+' and '('.
	phone/mobile/be	A complete mobile phone number in Belgium. To ensure that this entity performs correctly, set <code>TangibleCharacters</code> to include '+' and '('.
	phone/other/be	A complete 08- or 09- phone number in Belgium. To ensure that this entity performs correctly, set <code>TangibleCharacters</code> to include '+' and '('.
	phone/all/be	Any complete phone number in Belgium. To ensure that this entity performs correctly, set <code>TangibleCharacters</code> to include '+' and '('.
number_phone_ca.ecr	phone/numds/ca	A numeric-only Canadian phone number, delimited by spaces. To ensure that this entity performs correctly, set <code>TangibleCharacters</code> to include '+' and '('.
	phone/numdh/ca	A numeric-only Canadian phone number, delimited by hyphens. To ensure that this entity performs correctly, set <code>TangibleCharacters</code> to include '+' and '('.

File	Entity	Description
	phone/numdd/ca	A numeric-only Canadian phone number, delimited by dots. To ensure that this entity performs correctly, set <code>TangibleCharacters</code> to include '+' and '('.
	phone/numdn/ca	An undelimited, numeric-only Canadian phone number. To ensure that this entity performs correctly, set <code>TangibleCharacters</code> to include '+' and '('.
	phone/num/ca	Any numeric-only Canadian phone number. To ensure that this entity performs correctly, set <code>TangibleCharacters</code> to include '+' and '('.
	phone/alphanumds/ca	An alphanumeric Canadian phone number, delimited by spaces.
	phone/alphanumdh/ca	An alphanumeric Canadian phone number, delimited by hyphens. To ensure that this entity performs correctly, set <code>TangibleCharacters</code> to include '+' and '('.
	phone/alphanumdd/ca	An alphanumeric Canadian phone number, delimited by dots.
	phone/alphanumdn/ca	An undelimited, alphanumeric Canadian phone number.
	phone/alphanum/ca	Any alphanumeric Canadian phone number. To ensure that this entity performs correctly, set <code>TangibleCharacters</code> to include '+' and '('.
number_phone_cn.ecr	phone/landline/cn	A Chinese landline phone number. To ensure that this entity performs correctly, set <code>TangibleCharacters</code> to include '+' and '('.
	phone/mobile/cn	A Chinese mobile phone number. To ensure that this entity performs correctly, set <code>TangibleCharacters</code> to include '+' and '('.

File	Entity	Description
	phone/tollfree/cn	A Chinese toll free phone number.
	phone/all/cn	Any Chinese phone number. To ensure that this entity performs correctly, set <code>TangibleCharacters</code> to include '+' and '('.
number_phone_de.ecr	phone/landline/de	A complete landline phone number in Germany. To ensure that this entity performs correctly, set <code>TangibleCharacters</code> to include '+' and '('.
	phone/mobile/de	A complete mobile phone number in Germany. To ensure that this entity performs correctly, set <code>TangibleCharacters</code> to include '+' and '('.
	phone/other/de	A complete freephone or premium phone number in Germany. To ensure that this entity performs correctly, set <code>TangibleCharacters</code> to include '+' and '('.
	phone/all/de	Any complete German phone number. To ensure that this entity performs correctly, set <code>TangibleCharacters</code> to include '+' and '('.
number_phone_es.ecr	phone/landline/es	A complete landline phone number in Spain. To ensure that this entity performs correctly, set <code>TangibleCharacters</code> to include '+' and '('.
	phone/mobile/es	A complete mobile phone number in Spain. To ensure that this entity performs correctly, set <code>TangibleCharacters</code> to include '+' and '('.
	phone/other/es	A complete freephone or premium phone number in Spain. To ensure that this entity performs correctly, set <code>TangibleCharacters</code> to include '+' and '('.
	phone/all/es	Any complete phone number in Spain. To ensure that this entity performs correctly, set <code>TangibleCharacters</code> to

File	Entity	Description
		include '+' and '('.
number_phone_fr.ecr	phone/landline/fr	A complete landline phone number in France. To ensure that this entity performs correctly, set <code>TangibleCharacters</code> to include '+' and '('.
	phone/mobile/fr	A complete mobile phone number in France. To ensure that this entity performs correctly, set <code>TangibleCharacters</code> to include '+' and '('.
	phone/other/fr	A complete 08- or 09- phone number in France. To ensure that this entity performs correctly, set <code>TangibleCharacters</code> to include '+' and '('.
	phone/all/fr	Any complete phone number in France. To ensure that this entity performs correctly, set <code>TangibleCharacters</code> to include '+' and '('.

File	Entity	Description
number_phone_gb.ecr	phone/areacode/gb	United Kingdom area code.
	phone/landline/gb	A complete landline phone number in the United Kingdom. To ensure that this entity performs correctly, set <code>TangibleCharacters</code> to include '+' and '('.
	phone/mobile/gb	A complete mobile phone number in the United Kingdom. To ensure that this entity performs correctly, set <code>TangibleCharacters</code> to include '+' and '('.
	phone/freephone/gb	A complete freephone phone number in the United Kingdom. To ensure that this entity performs correctly, set <code>TangibleCharacters</code> to include '+' and '('.
	phone/business/gb	A complete 08- or 09- phone number in the United Kingdom. To ensure that this entity performs correctly, set <code>TangibleCharacters</code> to include '+' and '('.
	phone/non_geographic/gb	A complete non-geographic phone number in the United Kingdom. For example, 0345 678 579 40. To ensure that this entity performs correctly, set <code>TangibleCharacters</code> to include '+' and '('.
	phone/personal/gb	A complete 070- phone number in the United Kingdom. To ensure that this entity performs correctly, set <code>TangibleCharacters</code> to include '+' and '('.
	phone/all/gb	Any complete phone number in the United Kingdom. To ensure that this entity performs correctly, set <code>TangibleCharacters</code> to include '+' and '('.
number_phone_it.ecr	phone/landline/it	A complete landline phone number in Italy. To ensure that this entity performs correctly, set <code>TangibleCharacters</code> to include '+' and '('.
	phone/mobile/it	A complete mobile phone number in Italy. To ensure that

File	Entity	Description
		this entity performs correctly, set <code>TangibleCharacters</code> to include '+' and '('.
	phone/other/it	A premium rate, freephone, or shared-cost phone number in Italy. To ensure that this entity performs correctly, set <code>TangibleCharacters</code> to include '+' and '('.
	phone/all/it	Any complete phone number in Italy. To ensure that this entity performs correctly, set <code>TangibleCharacters</code> to include '+' and '('.
number_phone_lu.ecr	phone/landline/lu	A complete landline phone number in Luxembourg. To ensure that this entity performs correctly, set <code>TangibleCharacters</code> to include '+' and '('.
	phone/mobile/lu	A complete mobile phone number in Luxembourg. To ensure that this entity performs correctly, set <code>TangibleCharacters</code> to include '+' and '('.
	phone/all/lu	Any complete phone number in Luxembourg. To ensure that this entity performs correctly, set <code>TangibleCharacters</code> to include '+' and '('.
number_phone_nl.ecr	phone/landline/nl	A complete landline phone number in the Netherlands. To ensure that this entity performs correctly, set <code>TangibleCharacters</code> to include '+' and '('.
	phone/mobile/nl	A complete mobile phone number in the Netherlands. To ensure that this entity performs correctly, set <code>TangibleCharacters</code> to include '+' and '('.
	phone/other/nl	A complete 08- or 09- phone number in the Netherlands. To ensure that this entity performs correctly, set <code>TangibleCharacters</code> to include '+' and '('.
	phone/all/nl	Any complete phone number in the Netherlands. To

File	Entity	Description
		ensure that this entity performs correctly, set <code>TangibleCharacters</code> to include '+' and '('.
number_phone_pt.ecr	phone/landline/pt	A complete landline phone number in Portugal. To ensure that this entity performs correctly, set <code>TangibleCharacters</code> to include '+' and '('.
	phone/mobile/pt	A complete mobile phone number in Portugal. To ensure that this entity performs correctly, set <code>TangibleCharacters</code> to include '+' and '('.
	phone/other/pt	Other complete phone number in Portugal. To ensure that this entity performs correctly, set <code>TangibleCharacters</code> to include '+' and '('.
	phone/all/pt	Any complete phone number in Portugal. To ensure that this entity performs correctly, set <code>TangibleCharacters</code> to include '+' and '('.
number_phone_us.ecr	phone/numds/us	A numeric-only U.S. phone number, delimited by spaces. To ensure that this entity performs correctly, set <code>TangibleCharacters</code> to include '+' and '('.
	phone/numdh/us	A numeric-only U.S. phone number, delimited by hyphens. To ensure that this entity performs correctly, set <code>TangibleCharacters</code> to include '+' and '('.
	phone/numdd/us	A numeric-only U.S. phone number, delimited by dots. To ensure that this entity performs correctly, set <code>TangibleCharacters</code> to include '+' and '('.
	phone/numdn/us	An undelimited, numeric-only U.S. phone number. To ensure that this entity performs correctly, set <code>TangibleCharacters</code> to include '+' and '('.
	phone/num/us	Any numeric-only U.S. phone number. To ensure that this

File	Entity	Description
		entity performs correctly, set <code>TangibleCharacters</code> to include '+' and '('.
	phone/alphanumds/us	An alphanumeric U.S. phone number, delimited by spaces.
	phone/alphanumdh/us	An alphanumeric U.S. phone number, delimited by hyphens.
	phone/alphanumdd/us	An alphanumeric U.S. phone number, delimited by dots.
	phone/alphanumdn/us	An undelimited, alphanumeric U.S. phone number.
	phone/alphanum/us	Any alphanumeric U.S. phone number.
number_sin_ca.ecr	number/sindh/ca	Canadian social insurance number with dash delimiters.
	number/sinds/ca	Canadian social insurance number with space delimiters.
	number/sindn/ca	Canadian social insurance number without delimiters.
	number/sin/ca	Any Canadian social security number.
number_ss_us.ecr	number/ssdh/us	Social Security number with dash delimiters.
	number/ssdsh/us	Social Security number with soft hyphen delimiters.
	number/ssds/us	Social Security number with space delimiters.
	number/ssdnbs/us	Social Security number with non-breaking space delimiters.
	number/ssdn/us	Social Security number without delimiters.
	number/ss/us	Any Social Security number.
	number/medicareid/us	Medicare ID.

File	Entity	Description
number_swiftcode.ecr	number/swiftcode	Swift code.
number_telecoms.ecr	number/imei	International Mobile Station Equipment Identity number.
	number/imeisv	International Mobile Station Equipment Identity Software Version number.
	number/meid_hex	Mobile Equipment Identifier (hexadecimal format).
	number/iccid	Integrated Circuit Card Identifier number.
	number/imsi	International Mobile Subscriber Identity number.
	number/plmn	Public Land Mobile Network number.
	number/msisdn	Mobile Subscriber Integrated Services Digital Network number.

File	Entity	Description
number_types_chi.ecr	number/one_to_nine/chi	The numbers one to nine in Chinese.
	number/zero_to_nine/chi	The numbers zero to nine in Chinese.
	number/zero_to_twelve/chi	The numbers zero to twelve in Chinese.
	number/zero_to_twenty_four/chi	The numbers zero to twenty-four in Chinese.
	number/one_to_thirty_one/chi	The numbers one to thirty-one in Chinese.
	number/zero_to_fifty_five/chi	The numbers zero to fifty-five in steps of five in Chinese.
	number/zero_to_fifty_nine/chi	The numbers zero to fifty-nine in Chinese.
	number/one_to_ninety_nine/chi	The numbers one to ninety-nine in Chinese.
	number/one_to_one_hundred/chi	The numbers one to one hundred in Chinese.
	number/all/chi	Large numbers in Chinese.
	number/num/chi	A simple string of digits that does not start with a zero in Chinese.
	number/digits/chi	String of digits in Chinese.
	number/fraction/chi	A simple fraction consisting of two strings of digits that do not start with a zero. For example, $-12/13$, $1/5$.
number_types_eng.ecr	number/num/eng	A simple string of digits that does not start with a zero. For example, 123.
	number/ncomma/eng	A number without commas. For example, 123456.
	number/comma/eng	A number with commas. For example, 123,456.
	number/sign/eng	A sign. For example +, -, <i>plus</i> , <i>minus</i> .
	number/natural/eng	A natural number. For example, 123,456.

File	Entity	Description
	number/int/eng	An integer. For example, <i>-123,456, minus 2, +20.</i>
	number/real/eng	A real number. For example, <i>123.456, -123.456.</i>
	number/fraction/eng	A simple fraction of two unsigned strings of digits that do not start with a zero. For example, <i>12/13.</i>
	number/fractalphabet/eng	An alphabetical fraction. For example, <i>one half, three sixths, three and five ninths.</i>
	number/fracnum/eng	Numeric fractions. For example, <i>-12/13.</i>
	number/fracmixed/eng	Mixed fractions. For example, <i>1 twelfth, 8 fourteenths, 3 and five ninths.</i>
	number/pcnt/eng	Percent. For example, <i>100%, 100 percent, 12.78%.</i>
	number/suff/eng	Numbers with a suffix. For example, <i>1st, 3rd.</i>
	number/suffalphabet/eng	Fractions with mixed alphabetical and numeric terms. For example, <i>a 12th, three 3rds.</i>
	number/doz/eng	Number based on dozen. For example, <i>half a dozen, 2 dozen, three and a half dozen.</i>
	number/alpha/eng	Alphabetical numbers less than 100. For example, <i>one, ten, thirty-one.</i>
	number/bigalphabet/eng	Big alphabetical numbers.
	number/bignum/eng	Big numeric abbreviated numbers.
	number/big/eng	A big number, alphabetical or numeric abbreviated.
	number/sci/eng	A number in scientific notation. For example, <i>1.23x10¹¹, 1.23E+5, 6.1⁻³.</i>

File	Entity	Description
	number/fullalpha/eng	A fully written out number up to 999,999,999,999,999. For example, <i>one thousand two hundred and thirty four</i> .
	number/numord/eng	An ordinal number up to 999. For example, <i>thirty fourth</i> .
	number/num_plurals/eng	Plural numbers. For example, <i>dozens, millions</i> .
number_types_fre.ecr	number/num/fre	A simple string of digits that does not start with 0. For example, <i>123</i> .
	number/num_sep/fre	A number with separators. For example, <i>123.456.789</i> .
	number/digits/fre	A string of digits. For example, <i>00123</i> .
	number/natural/fre	A natural number. For example, <i>123.456.789</i> or <i>123456789</i> .
	number/fraction/fre	A simple fraction of two unsigned strings of digits that do not start with a zero. For example, <i>12/13</i> .
	number/int/fre	An integer. For example, <i>-123.456.789</i> ; <i>moins 2</i> ; <i>20</i> .
	number/real/fre	A real number. For example, <i>123.456</i> , <i>-123.456</i> .
	number/numalpha/fre	A fully written out number up to 999. For example, <i>deux cent trente-quatre</i> .
	number/numord/fre	An ordinal number up to 999. For example, <i>trente quatrième</i> .
number_vin.ecr	number/vin/wmi	The world manufacturer identifier section (3 characters) of a vehicle identification number.
	number/vin/vds	The vehicle descriptor section (6 characters) of a vehicle identification number.
	number/vin/model_year	The model year character of a vehicle identification

File	Entity	Description
		number.
	number/vin/plant_code	The plant code character of a vehicle identification number.
	number/vin/seq_number	The vehicle identifier section sequential number (6 characters) of a vehicle identification number.
	number/vin/vis	The vehicle identifier section (8 characters) of a vehicle identification number.
	number/vin	A vehicle identification number (17 characters).
	number/vin/anonymized	An anonymized vehicle identification number (first 9 or 11 characters).

O

File	Entity	Description
organization.ecr	org/organization	An organization.

P

File	Entity	Description
person_name_chicn.ecr	person/femalefirstname_s/chicn	Popular simplified Chinese female first name.
	person/malefirstname_s/chicn	Popular simplified Chinese male first name.
	person/lastname_s/chicn	Popular simplified Chinese last name.
	person/firstname/chicn	Chinese first name.
	person/namelastfirst/chicn	Chinese last and first name.
person_name_dutnl.ecr	person/femalefirstname/dutnl	Popular Dutch female first name.
	person/malefirstname/dutnl	Popular Dutch male first name.
	person/firstname/dutnl	Dutch first name.
	person/surname/dutnl	Dutch surname.
	person/namefirstmiddlelast/dutn	Dutch first, optional middle, and last name.
person_name_engcn.ecr	person/femalefirstname/engcn	Popular Chinese female first name in English.
	person/femalefirstname_lowercase/engcn	Popular Chinese female first name in lowercase English.
	person/malefirstname/engcn	Popular Chinese male first name in English.
	person/malefirstname_lowercase/engcn	Popular Chinese male first name in

File	Entity	Description
		lowercase English.
	person/lastname/engcn	Popular Chinese last name in English.
	person/firstname/engcn	Chinese first name in English.
	person/namelastfirst/engcn	Chinese last and first name in English.
	person/namefirstlast/engcn	Chinese first and last name in English.
person_name_enggb.ecr	person/femalefirstname/enggb	Popular UK female first name.
	person/malefirstname/enggb	Popular UK male first name.
	person/lastname/enggb	Popular UK last name.
	person/firstname/enggb	UK first name.
	person/namefirstlast/enggb	UK first and last name.
	person/namefirstmiddlelast/enggb	UK first, optional middle, and last name.
person_name_enggr.ecr	person/femalefirstname/enggr	Popular Greek female first name.
	person/malefirstname/enggr	Popular Greek male first name.
	person/lastname/enggr	Popular Greek last name.
	person/firstname/enggr	Greek first name.
	person/namefirstlast/enggr	Greek first and last name.

File	Entity	Description
person_name_engin.ecr	person/femalefirstname/engin	Popular Indian female first name.
	person/malefirstname/engin	Popular Indian male first name.
	person/lastname/engin	Popular Indian last name.
	person/firstname/engin	Indian first name.
	person/namefirstlast/engin	Indian first and last name.
	person/namefirstmiddlelast/engin	Indian first, optional middle, and last name.
person_name_engjp.ecr	person/femalefirstname/engjp	Popular Japanese female first name in English.
	person/malefirstname/engjp	Popular Japanese male first name in romanji.
	person/lastname/engjp	Popular Japanese last name in English.
	person/firstname/engjp	Japanese first name in English.
	person/namelastfirst/engjp	Japanese last and first name in English.
person_name_engru.ecr	person/femalefirstname/engru	Popular Russian female first name in English.
	person/malefirstname/engru	Popular Russian male first name in English.
	person/lastname/engru	Popular Russian last name in English.
	person/firstname/engru	Russian first name in English.
	person/namefirstlast/engru	Russian first and last name in English.
	person/namefirstmiddlelast/engru	Russian first, optional middle, and last

File	Entity	Description
		name in English.
person_name_engus.ecr	person/femalefirstname/engus	Popular U.S. female first name.
	person/malefirstname/engus	Popular U.S. male first name.
	person/lastname/engus	Popular U.S. last name.
	person/firstname/engus	U.S. first name.
	person/compoundlastname/engus	U.S. last name that might be compound.
	person/namefirstlast/engus	U.S. first and last name.
	person/namefirstmiddlelast/engus	U.S. first, optional middle, and last name.
	person/nameinitial/engus	U.S. initialed name.
	person/namelastsuffix/engus	Last name and suffix.
	person/namefirstneelast/engus	First name and maiden name.
	person/namelastcommafirst/engus	Full name in address book format (<i>Last Name, First Name</i>).
person_name_frefr.ecr	person/femalefirstname/frefr	Popular French female first name.
	person/malefirstname/frefr	Popular French male first name.
	person/lastname/frefr	Popular French last name.
	person/firstname/frefr	French first name.
	person/namefirstlast/frefr	French first and last name.
	person/namefirstmiddlelast/frefr	French first, optional middle, and last name.

File	Entity	Description
person_name_gerde.ecr	person/femalefirstname/gerde	Popular German female first name.
	person/malefirstname/gerde	Popular German male first name.
	person/lastname/gerde	Popular German last name.
	person/firstname/gerde	German first name.
	person/namefirstmiddlelast/gerde	German first, optional middle, and last name.
person_name_itait.ecr	person/femalefirstname/itait	Popular Italian female first name.
	person/malefirstname/itait	Popular Italian male first name.
	person/lastname/itait	Popular Italian last name.
	person/firstname/itait	Italian first name.
	person/namefirstlast/itait	Italian first and last name.
	person/namefirstmiddlelast/itait	Italian first, optional middle, and last name.
person_name_jpnjp.ecr	person/femalefirstname/jpnjp	Popular Japanese female first name.
	person/malefirstname/jpnjp	Popular Japanese male first name in kanj.
	person/lastname/jpnjp	Popular Japanese last name in kanj.
	person/firstname/jpnjp	Japanese first name.
	person/namelastfirst/jpnjp	Japanese last and first name.

File	Entity	Description
person_name_nomo.ecr	person/femalefirstname/nomo	Popular Norwegian female first name.
	person/malefirstname/nomo	Popular Norwegian male first name.
	person/lastname/nomo	Popular Norwegian last name.
	person/firstname/nomo	Norwegian first name.
	person/namefirstlast/nomo	Norwegian first and last name.
	person/namefirstmiddlelast/nomo	Norwegian first, optional extra given name, optional middle name, and last name.
person_name_rusru.ecr	person/femalefirstname_unambiguous	Common Russian female first name in Russian that rarely has any alternative meaning.
	person/malefirstname_unambiguous	Common Russian male first name in Russian that rarely has any alternative meaning.
	person/femalefirstname/rusru	Russian female first name in Russian.
	person/femalelastname/rusru	Russian female last name in Russian.
	person/malefirstname/rusru	Russian male first name in Russian.
	person/malelastname/rusru	Russian male last name in Russian.
	person/firstname/rusru	Russian first name in Russian.
	person/lastname/rusru	Russian last name in Russian.
	person/fullname/rusru	Russian full name in Russian.

File	Entity	Description
person_name_spaes.ecr	person/femalefirstname/spaes	Popular Spanish female first name.
	person/malefirstname/spaes	Popular Spanish male first name.
	person/lastname/spaes	Popular Spanish last name.
	person/firstname/spaes	Spanish first name.
	person/compoundlastname/spaes	Spanish compound last name.
	person/namefirstoptionallast/spaes	Spanish first and optional last name.
	person/namefirstlast/spaes	Spanish first and last name.
	person/namelastfirst/spaes	Spanish last name, comma, and first name.
	person/fullname	Spanish full name.
person_name_swese.ecr	person/femalefirstname/swese	Popular Swedish female first name.
	person/malefirstname/swese	Popular Swedish male first name.
	person/lastname/swese	Popular Swedish last name.
	person/firstname/swese	Swedish first name.
	person/namefirstlast/swese	Swedish first and last name.
person_politician_engus.ecr	person/poli_hor/engus	Full names of members of the U.S. House of Representatives. For example, <i>Robert E. Cramer, Robert Cramer.</i>
	person/poli_last_hor/engus	Last name of House of Representatives members. For example, <i>Cramer.</i>
	person/poli_sen/engus	Full name of U.S. senate members.

File	Entity	Description
	person/poli_last_sen/engus	Last name of U.S. senate members.
	person/poli_gov/engus	Full name of U.S. governors.
	person/poli_last_gov/engus	Last name of U.S. governors.
	person/poli_cabinet_gw_bush/engus	Full name of a member of the George W. Bush administration.
	person/poli_last_cabinet_gw_bush/engus	Last name of a member of the George W. Bush administration.
	person/poli_cabinet_obama/engus	Full name of a member of the Barack Obama administration.
	person/poli_last_cabinet_obama/engus	Last name of a member of the Barack Obama administration.
	person/poli_other_2012/engus	Full name of other currently active politician. For example, a Presidential nominee.
	person/poli_last_other_2012/engus	Last name of other currently active politician. For example, a Presidential nominee.
	person/poli_president/engus	Past and present U.S. Presidents.
	person/poli_title_hor/engus	Formal title for legislative members. For example, <i>Congressman Cramer</i> .
	person/poli_title_sen/engus	Formal title for senate members.
	person/poli_title_gov/engus	Formal title for governors.
person_politician_jpnjp.ecr	person/politician/jpnjp	Japanese politician.

File	Entity	Description
person_public_figure_chi.ecr	person/politician/chicn	Chinese politician.
	person/legislativecouncil/chihk	Hong Kong legislative council member.
	person/entertainer/chi	Chinese entertainer.
	person/npc/chicn	Chinese National People's Congress delegate.
person_public_figure_eng.ecr	person/public_figure/eng	A list of public figures in English.
person_public_figure_jpn.ecr	person/public_figure/jpn	A list of public figures in Japanese.
person_salutation_eng.ecr	person/salutation/common/eng	Common salutation. For example, <i>Mr.</i>
	person/salutation/military/eng	Military salutation.
	person/salutation/political/eng	Political salutation.
	person/salutation/religious/eng	Religious salutation.
	person/salutation/nobility/eng	Salutation of nobility.
	person/salutation/eng	Any salutation in English.
person_salutation_fre.ecr	person/salutation/fre	French salutations. For example, <i>Madame, Mlle.</i>
person_suffix_eng.ecr	person/suffixjr/eng	Name suffixes. For example, <i>Jr.</i>
	person/suffixrmn/eng	Roman suffixes. For example, <i>III.</i>
	person/suffixacab/eng	Academic suffix – Bachelor's. For example, <i>BA.</i>
	person/suffixacam/eng	Academic suffix – Master's. For example, <i>MA.</i>

File	Entity	Description
	person/suffixacad/eng	Academic suffix – Doctoral. For example, <i>PhD</i> .
	personal/suffixprof/eng	Professional suffix. For example, <i>MD</i> .
place_albal.ecr	place/city1/albal	Albanian settlement with over 100,000 inhabitants.
	place/city1_uppercase/albal	Albanian settlement with over 100,000 inhabitants, in uppercase.
	place/city2/albal	Albanian settlement with between 10,000 and 100,000 inhabitants.
	place/city2_uppercase/albal	Albanian settlement with between 10,000 and 100,000 inhabitants, in uppercase.
	place/county/albal	Albanian county.
	place/county_uppercase/albal	Albanian county in uppercase.
	place/district/albal	Albanian district.
	place/district_uppercase/albal	Albanian district in uppercase.
place_albxk.ecr	place/city1/albxk	Kosovan settlement with over 100,000 inhabitants.
	place/city1_uppercase/albxk	Kosovan settlement with over 100,000 inhabitants, in uppercase.
	place/city2/albxk	Kosovan settlement with between 10,000 and 100,000 inhabitants.
	place/city2_uppercase/albxk	Kosovan settlement with between 10,000 and 100,000 inhabitants, in uppercase.

File	Entity	Description
	place/district/albxx	Kosovan district.
	place/district_uppercase/albxx	Kosovan district in uppercase.
place_bosba.ecr	place/city1/bosba	Settlement of Bosnia and Herzegovina with over 100,000 inhabitants.
	place/city1_uppercase/bosba	Settlement of Bosnia and Herzegovina with over 100,000 inhabitants, in uppercase.
	place/city2/bosba	Settlement of Bosnia and Herzegovina with between 10,000 and 100,000 inhabitants.
	place/city2_uppercase/bosba	Settlement of Bosnia and Herzegovina with between 10,000 and 100,000 inhabitants, in uppercase.
place_chicn.ecr	place/city/chicn	Chinese city.
	place/province/chicn	Chinese province.

File	Entity	Description
place_chihk.ecr	place/district/chihk	District in Hong Kong.
	place/island/chihk	Island in Hong Kong.
	place/port/chihk	Port in Hong Kong.
	place/hospital/chihk	Hospital in Hong Kong.
	place/tunnel/chihk	Tunnel in Hong Kong.
	place/bridge/chihk	Bridge in Hong Kong.
	place/hotel/chihk	Hotel in Hong Kong.
	place/locality/chihk	Place in Hong Kong.
place_countries.ecr	country/iso_lowercase	ISO 3166-1 alpha-2 country code.
	country/all	Country in a local or major language.
	country/output_iso	Country in a local or major language (output is normalized to the ISO 3166-1 alpha-2 code).
place_czech.ecr	place/city1/czech	Czech settlement with over 100,000 inhabitants.
	place/city1_uppercase/czech	Czech settlement with over 100,000 inhabitants, in uppercase.
	place/city2/czech	Czech settlement with between 10,000 and 100,000 inhabitants.
	place/city2_uppercase/czech	Czech settlement with between 10,000 and 100,000 inhabitants, in uppercase.
	place/region/czech	Czech region.

File	Entity	Description
	place/region_uppercase/czecz	Czech region in uppercase.
place_dandk.ecr	place/city1/dandk	Danish settlement with over 100,000 inhabitants.
	place/city1_uppercase/dandk	Danish settlement with over 100,000 inhabitants, in uppercase.
	place/city2/dandk	Danish settlement with between 10,000 and 100,000 inhabitants.
	place/city2_uppercase/dandk	Danish settlement with between 10,000 and 100,000 inhabitants, in uppercase.
	place/region/dandk	Danish region.
	place/region_uppercase/dandk	Danish region in uppercase.
	place/municipality/dandk	Danish municipality.
	place/municipality_uppercase/dandk	Danish municipality in uppercase.
	place/island/dandk	Danish island
	place/island_uppercase/dandk	Danish island in uppercase
place_dutnl.ecr	place/city1/dutnl	Dutch settlement with over 100,000 inhabitants.
	place/city1_uppercase/dutnl	Dutch settlement with over 100,000 inhabitants, in uppercase.
	place/city2/dutnl	Dutch settlement with between 10,000 and 100,000 inhabitants.
	place/city2_uppercase/dutnl	Dutch settlement with between 10,000 and 100,000 inhabitants, in uppercase.

File	Entity	Description
	place/county/dutnl	Dutch county.
	place/county_uppercase/dutnl	Dutch county in uppercase.
	place/municipality/dutnl	Dutch municipality.
	place/municipality_uppercase/dutnl	Dutch municipality in uppercase.
	place/island/dutnl	Dutch island.
	place/island_uppercase/dutnl	Dutch island in uppercase.
place_dutsr.ecr	place/city1/dutsr	Surinamese settlement with over 100,000 inhabitants.
	place/city1_uppercase/dutsr	Surinamese settlement with over 100,000 inhabitants, in uppercase.
	place/city2/dutsr	Surinamese settlement with under 100,000 inhabitants.
	place/city2_uppercase/dutsr	Surinamese settlement with under 100,000 inhabitants, in uppercase.
	place/district/dutsr	Surinamese district.
	place/district_uppercase/dutsr	Surinamese district in uppercase.
place_engae.ecr	place/city1/engae	Settlement of the United Arab Emirates with over 100,000 inhabitants.
	place/city1_uppercase/engae	Settlement of the United Arab Emirates with over 100,000 inhabitants, in uppercase.
	place/city2/engae	Settlement of the United Arab Emirates with under 100,000 inhabitants.

File	Entity	Description
	place/city2_uppercase/engae	Settlement of the United Arab Emirates with under 100,000 inhabitants, in uppercase.
	place/emirate/engae	Emirate of the United Arab Emirates.
	place/emirate_uppercase/engae	Emirate of the United Arab Emirates in uppercase.
place_engau.ecr	place/state/engau	Australian state or territory.
	place/state_uppercase/engau	Australian state or territory in uppercase.
	place/state_abbrev/engau	Australian state or territory abbreviations.
	place/state_capital/engau	Australian state or territory capitals.
	place/state_capital_uppercase/engau	Australian state or territory capitals in uppercase.
	place/city1/engau	Australian city with population greater than 100,000.
	place/city1_uppercase/engau	Australian city with population greater than 100,000, in uppercase.
	place/city2/engau	Australian city with population between 10,000 and 100,000.
	place/city2_uppercase/engau	Australian city with population between 10,000 and 100,000, in uppercase.
	place/city/NSW/engau	Settlement in New South Wales.
	place/city_uppercase/NSW/engau	Settlement in New South Wales, in uppercase.

File	Entity	Description
	place/city/QLD/engau	Settlement in Queensland, Australia.
	place/city_uppercase/QLD/engau	Settlement in Queensland, Australia, in uppercase.
	place/city/SA/engau	Settlement in South Australia.
	place/city_uppercase/SA/engau	Settlement in South Australia, in uppercase.
	place/city/TAS/engau	Settlement in Tasmania.
	place/city_uppercase/TAS/engau	Settlement in Tasmania, in uppercase.
	place/city/VIC/engau	Settlement in Victoria, Australia.
	place/city_uppercase/VIC/engau	Settlement in Victoria, Australia, in uppercase.
	place/city/WA/engau	Settlement in Western Australia.
	place/city_uppercase/WA/engau	Settlement in Western Australia, in uppercase.
	place/city/NT/engau	Settlement in Northern Territory, Australia.
	place/city_uppercase/NT/engau	Settlement in Northern Territory, Australia, in uppercase.
	place/city/ACT/engau	Settlement in Australian Capital Territory.
	place/city_uppercase/ACT/engau	Settlement in Australian Capital Territory, in uppercase.
	place/city/engau	Australian cities.

File	Entity	Description
	place/city_uppercase/engau	Australian cities in uppercase.
place_engbd.ecr	place/city1/engbd	Bangladeshi settlement with over 100,000 inhabitants.
	place/city1_uppercase/engbd	Bangladeshi settlement with over 100,000 inhabitants, in uppercase.
	place/city2/engbd	Bangladeshi settlement with between 10,000 and 100,000 inhabitants.
	place/city2_uppercase/engbd	Bangladeshi settlement with between 10,000 and 100,000 inhabitants, in uppercase.
	place/division/engbd	Bangladeshi division.
	place/division_uppercase/engbd	Bangladeshi division in uppercase.
	place/district/engbd	Bangladeshi district.
	place/district_uppercase/engbd	Bangladeshi district in uppercase.
place_engbg.ecr	place/city1/engbg	Bulgarian settlement with over 100,000 inhabitants.
	place/city1_uppercase/engbg	Bulgarian settlement with over 100,000 inhabitants, in uppercase.
	place/city2/engbg	Bulgarian settlement with between 10,000 and 100,000 inhabitants.
	place/city2_uppercase/engbg	Bulgarian settlement with between 10,000 and 100,000 inhabitants, in uppercase.

File	Entity	Description
	place/province/engbg	Bulgarian province.
	place/province_uppercase/engbg	Bulgarian province in uppercase.
place_engby.ecr	place/city1/engby	Belarusian settlement with over 100,000 inhabitants.
	place/city1_uppercase/engby	Belarusian settlement with over 100,000 inhabitants, in uppercase.
	place/city2/engby	Belarusian settlement with between 10,000 and 100,000 inhabitants.
	place/city2_uppercase/engby	Belarusian settlement with between 10,000 and 100,000 inhabitants, in uppercase.
	place/region/engby	Belarusian region.
	place/region_uppercase/engby	Belarusian region in uppercase.
place_engca.ecr	place/region/engca	Canadian province or territory.
	place/region_uppercase/engca	Canadian province or territory in uppercase.
	place/region_abbrev/engca	Canadian province or territory abbreviation.
	place/region_all/engca	Canadian province or territory full name or abbreviation.
	place/region_all_uppercase/engca	Canadian province or territory full name or abbreviation, in uppercase.
	place/region_capitals/engca	Canadian provincial or territorial capital.

File	Entity	Description
	place/region_capitals_uppercase/engca	Canadian provincial or territorial capital in uppercase.
	place/city1/engca	Canadian settlement with over 100,000 inhabitants.
	place/city1_uppercase/engca	Canadian settlement with over 100,000 inhabitants, in uppercase.
	place/city2/engca	Canadian settlement with between 10,000 and 100,000 inhabitants.
	place/city2_uppercase/engca	Canadian settlement with between 10,000 and 100,000 inhabitants, in uppercase.
	place/city/AB/engca place/city_uppercase/AB/engca place/city/BC/engca place/city_uppercase/BC/engca place/city/MB/engca place/city_uppercase/MB/engca place/city/NB/engca place/city_uppercase/NB/engca place/city/NL/engca place/city_uppercase/NL/engca place/city/NS/engca place/city_uppercase/NS/engca place/city/ON/engca	Settlements in each Canadian province or territory, in normal or uppercase.

File	Entity	Description
	place/city_uppercase/ON/engca	
	place/city/PE/engca	
	place/city_uppercase/PE/engca	
	place/city/QC/engca	
	place/city_uppercase/QC/engca	
	place/city/SK/engca	
	place/city_uppercase/SK/engca	
	place/city/NT/engca	
	place/city_uppercase/NT/engca	
	place/city/NU/engca	
	place/city_uppercase/NU/engca	
	place/city/YT/engca	
	place/city_uppercase/YT/engca	
	place/city/engca	Canadian settlement.
	place/city_uppercase/engca	Canadian settlement in uppercase.
place_engcn.ecr	place/city0/engcn	Chinese settlement with over 1,000,000 inhabitants.
	place/city0_uppercase/engcn	Chinese settlement with over 1,000,000 inhabitants, in uppercase.
	place/city1/engcn	Chinese settlement with over 100,000 inhabitants.
	place/city1_uppercase/engcn	Chinese settlement with over 100,000 inhabitants, in uppercase.

File	Entity	Description
	place/city2/engcn	Chinese settlement with over 10,000 inhabitants.
	place/city2_uppercase/engcn	Chinese settlement with over 10,000 inhabitants, in uppercase.
	place/province/engcn	Chinese province.
	place/province_uppercase/engcn	Chinese province in uppercase.
place_enggb.ecr	place/possession/enggb	UK crown dependencies.
	place/possession_uppercase/enggb	UK crown dependencies in uppercase.
	place/country/enggb	UK countries.
	place/country_uppercase/enggb	UK countries in uppercase.
	place/country_capital/enggb	UK country capitals.
	place/country_capital_uppercase/enggb	UK country capitals in uppercase.
	place/county/england/enggb	Counties in England.
	place/county_uppercase/england/enggb	Counties in England, in uppercase.
	place/county/northern_ireland/enggb	Counties in Northern Ireland.
	place/county_uppercase/northern_ireland/enggb	Counties in Northern Ireland, in uppercase.
	place/county/scotland/enggb	Counties in Scotland.
	place/county_uppercase/scotland/enggb	Counties in Scotland, in uppercase.
	place/county/wales/enggb	Counties in Wales.
	place/county_uppercase/wales/enggb	Counties in Wales, in uppercase.

File	Entity	Description
	place/county/enggb	Counties in UK.
	place/county_uppercase/enggb	Counties in UK in uppercase.
	place/city1/enggb	Settlement in the UK with over 100,000 inhabitants.
	place/city1_uppercase/enggb	Settlement in the UK with over 100,000 inhabitants, in uppercase.
	place/city/england/enggb	Settlements in each UK country, in normal or uppercase.
	place/city_uppercase/england/enggb	
	place/city/scotland/enggb	
	place/city_uppercase/scotland/enggb	
	place/city/wales/enggb	
	place/city_uppercase/wales/enggb	
	place/city/northern_ireland/enggb	
	place/city_uppercase/northern_ireland/enggb	
	place/city/enggb	UK settlements.
	place/city_uppercase/enggb	UK settlements in uppercase.
	place/londonborough/enggb	London borough.
	place/island/enggb	Major islands of the United Kingdom.
	place/island_uppercase/enggb	Major islands of the United Kingdom in uppercase.
place_enggr.ecr	place/city1/enggr	Greek settlement with over 100,000

File	Entity	Description
		inhabitants.
	place/city1_uppercase/enggr	Greek settlement with over 100,000 inhabitants, in uppercase.
	place/city2/enggr	Greek settlement with between 10,000 and 100,000 inhabitants.
	place/city2_uppercase/enggr	Greek settlement with between 10,000 and 100,000 inhabitants, in uppercase.
	place/region/enggr	Greek region.
	place/region_uppercase/enggr	Greek region in uppercase.
	place/prefecture/enggr	Greek prefecture (obsolete after 2010).
	place/prefecture_uppercase/enggr	Greek prefecture in uppercase (obsolete after 2010).
	place/municipality/enggr	Greek municipality.
	place/municipality_uppercase/enggr	Greek municipality in uppercase.
	place/island/enggr	Greek island.
	place/island_uppercase/enggr	Greek island in uppercase.
place_enggy.ecr	place/city1/enggy	Guyan settlement with over 100,000 inhabitants.
	place/city1_uppercase/enggy	Guyan settlement with over 100,000 inhabitants, in uppercase.
	place/city2/enggy	Guyan settlement with between 10,000 and 100,000 inhabitants.

File	Entity	Description
	place/city2_uppercase/enggy	Guyan settlement with between 10,000 and 100,000 inhabitants, in uppercase.
	place/region/enggy	Guyan region.
	place/region_uppercase/enggy	Guyan region in uppercase.
place_enghk.ecr	place/district/enghk	District in Hong Kong.
	place/island/enghk	Island in Hong Kong.
	place/enghk	Street in Hong Kong.
place_engid.ecr	place/city1/engid	Indonesian settlement with over 100,000 inhabitants.
	place/city1_uppercase/engid	Indonesian settlement with over 100,000 inhabitants, in uppercase.
	place/city2/engid	Indonesian settlement with between 10,000 and 100,000 inhabitants.
	place/city2_uppercase/engid	Indonesian settlement with between 10,000 and 100,000 inhabitants, in uppercase.
	place/province/engid	Indonesian province.
	place/province_uppercase/engid	Indonesian province in uppercase.
	place/regency/engid	Indonesian regency.
	place/regency_uppercase/engid	Indonesian regency in uppercase.
	place/island/engid	Indonesian island.
	place/island_uppercase/engid	Indonesian island in uppercase.

File	Entity	Description
place_engie.ecr	place/city1/engie	Irish settlement with over 100,000 inhabitants.
	place/city1_uppercase/engie	Irish settlement with over 100,000 inhabitants, in uppercase.
	place/city2/engie	Irish settlement with between 10,000 and 100,000 inhabitants.
	place/city2_uppercase/engie	Irish settlement with between 10,000 and 100,000 inhabitants, in uppercase.
	place/county_engie	Irish county.
	place/county_uppercase/engie	Irish county in uppercase.
	place/island/engie	Irish island.
	place/island_uppercase/engie	Irish island in uppercase.
place_engin.ecr	place/city1/engin	Indian settlement with over 100,000 inhabitants.
	place/city1_uppercase/engin	Indian settlement with over 100,000 inhabitants, in uppercase.
	place/city2/engin	Indian settlement with between 10,000 and 100,000 inhabitants.
	place/city2_uppercase/engin	Indian settlement with between 10,000 and 100,000 inhabitants, in uppercase.
	place/state/engin	Indian state.
	place/state_uppercase/engin	Indian state in uppercase.
	place/union_territory/engin	Indian union territory.

File	Entity	Description
	place/union_territory_uppercase/engin	Indian union territory in uppercase.
	place/district/engin	Indian district.
	place/district_uppercase/engin	Indian district in uppercase.
	place/island/engin	Indian island.
	place/island_uppercase/engin	Indian island in uppercase.
place_engir.ecr	place/city1/engin	Iranian settlement with over 100,000 inhabitants.
	place/city1_uppercase/engin	Iranian settlement with over 100,000 inhabitants, in uppercase.
	place/city2/engin	Iranian settlement with between 10,000 and 100,000 inhabitants.
	place/city2_uppercase/engin	Iranian settlement with between 10,000 and 100,000 inhabitants, in uppercase.
	place/province/engin	Iranian province.
	place/province_uppercase/engin	Iranian province in uppercase.
	place/county/engin	Iranian county.
	place/county_uppercase/engin	Iranian county in uppercase.
place_engjp.ecr	place_city1/engjp	Japanese settlement with over 100,000 inhabitants, in English.
	place_city1_uppercase/engjp	Japanese settlement with over 100,000 inhabitants, in uppercase English.
	place/city2/engjp	Japanese settlement with between

File	Entity	Description
		10,000 and 100,000 inhabitants, in English.
	place/city2_uppercase/engjp	Japanese settlement with between 10,000 and 100,000 inhabitants, in uppercase English.
	place/special_ward/engjp	Special ward of Tokyo in English.
	place/special_ward_uppercase/engjp	Special ward of Tokyo in uppercase English.
	place/island/engjp	Japanese island in English.
	place/island_uppercase/engjp	Japanese island in uppercase English.
	place/prefecture/engjp	Japanese prefectures in English.
	place/prefecture_uppercase/engjp	Japanese prefectures in uppercase English.
	place/region/engjp	Japanese regions in English.
	place/region_uppercase/engjp	Japanese regions in uppercase English.

File	Entity	Description
	place/city/aichi/engjp	Cities in each Japanese prefecture in English, in normal or uppercase.
	place/city_uppercase/aichi/engjp	
	place/city/akita/engjp	
	place/city_uppercase/akita/engjp	
	place/city/aomori/engjp	
	place/city_uppercase/aomori/engjp	
	place/city/chiba/engjp	
	place/city_uppercase/chiba/engjp	
	place/city/ehime/engjp	
	place/city_uppercase/ehime/engjp	
	place/city/fukui/engjp	
	place/city_uppercase/fukui/engjp	
	place/city/fukuoka/engjp	
	place/city_uppercase/fukuoka/engjp	
	place/city/fukushima/engjp	
	place/city_uppercase/fukushima/engjp	
	place/city/gifu/engjp	
	place/city_uppercase/gifu/engjp	

File	Entity	Description
	place/city/gunma/engjp	
	place/city_uppercase/gunma/engjp	
	place/city/hiroshima/engjp	
	place/city_uppercase/hiroshima/engjp	
	place/city/hokkaido/engjp	
	place/city_uppercase/hokkaido/engjp	
	place/city/hyogo/engjp	
	place/city_uppercase/hyogo/engjp	
	place/city/ibaraki/engjp	
	place/city_uppercase/ibaraki/engjp	
	place/city/ishikawa/engjp	
	place/city_uppercase/ishikawa/engjp	
	place/city/iwate/engjp	
	place/city_uppercase/iwate/engjp	
	place/city/kagawa/engjp	
	place/city_uppercase/kagawa/engjp	
	place/city/kagoshima/engjp	
	place/city_uppercase/kagoshima/engjp	

File	Entity	Description
	place/city/kanagawa/engjp	
	place/city_uppercase/kanagawa/engjp	
	place/city/kochi/engjp	
	place/city_uppercase/kochi/engjp	
	place/city/kumamoto/engjp	
	place/city_uppercase/kumamoto/engjp	
	place/city/kyoto/engjp	
	place/city_uppercase/kyoto/engjp	
	place/city/mie/engjp	
	place/city_uppercase/mie/engjp	
	place/city/miyagi/engjp	
	place/city_uppercase/miyagi/engjp	
	place/city/miyazaki/engjp	
	place/city_uppercase/miyazaki/engjp	
	place/city/nagano/engjp	
	place/city_uppercase/nagano/engjp	
	place/city/nagasaki/engjp	
	place/city_uppercase/nagasaki/engjp	

File	Entity	Description
	place/city/nara/engjp	
	place/city_uppercase/nara/engjp	
	place/city/niigata/engjp	
	place/city_uppercase/niigata/engjp	
	place/city/oita/engjp	
	place/city_uppercase/oita/engjp	
	place/city/okayama/engjp	
	place/city_uppercase/okayama/engjp	
	place/city/okinawa/engjp	
	place/city_uppercase/okinawa/engjp	
	place/city/osaka/engjp	
	place/city_uppercase/osaka/engjp	
	place/city/saga/engjp	
	place/city_uppercase/saga/engjp	
	place/city/saitama/engjp	
	place/city_uppercase/saitama/engjp	
	place/city/shiga/engjp	
	place/city_uppercase/shiga/engjp	

File	Entity	Description
	place/city/shimane/engjp	
	place/city_uppercase/shimane/engjp	
	place/city/shizuoka/engjp	
	place/city_uppercase/shizuoka/engjp	
	place/city/tochigi/engjp	
	place/city_uppercase/tochigi/engjp	
	place/city/tokushima/engjp	
	place/city_uppercase/tokushima/engjp	
	place/city/tokyo/engjp	
	place/city_uppercase/tokyo/engjp	
	place/city/tottori/engjp	
	place/city_uppercase/tottori/engjp	
	place/city/toyama/engjp	
	place/city_uppercase/toyama/engjp	
	place/city/wakayama/engjp	
	place/city_uppercase/wakayama/engjp	
	place/city/yamagata/engjp	
	place/city_uppercase/yamagata/engjp	

File	Entity	Description
	place/city/yamaguchi/engjp	
	place/city_uppercase/yamaguchi/engjp	
	place/city/yamanashi/engjp	
	place/city_uppercase/yamanashi/engjp	
	place/city/engjp	Japanese cities in English.
place_engkr.ecr	place/city1_rr/engkr	South Korean settlement with over 100,000 inhabitants, in revised romanization.
	place/city1_rr_uppercase/engkr	South Korean settlement with over 100,000 inhabitants, in uppercase revised romanization.
	place/city2_rr/engkr	South Korean settlement with between 10,000 and 100,000 inhabitants, in revised romanization.
	place/city2_rr_uppercase/engkr	South Korean settlement with between 10,000 and 100,000 inhabitants, in uppercase revised romanization.
	place/province_rr/engkr	South Korean province in revised romanization.
	place/province_rr_uppercase/engkr	South Korean province in uppercase revised romanization.
	place/county_rr/engkr	South Korean county in revised romanization.
	place/county_rr_uppercase/engkr	South Korean county in uppercase revised romanization.

File	Entity	Description
	place/island_rr/engkr	South Korean island in revised romanization.
	place/island_rr_uppercase/engkr	South Korean island in uppercase revised romanization.
	place/city1_mcr/engkr	South Korean settlement with over 100,000 inhabitants in McCune-Reischauer romanization.
	place/city1_mcr_uppercase/engkr	South Korean settlement with over 100,000 inhabitants, in uppercase McCune-Reischauer romanization.
	place/city2_mcr/engkr	South Korean settlement with between 10,000 and 100,000 inhabitants, in McCune-Reischauer romanization.
	place/city2_mcr_uppercase/engkr	South Korean settlement with between 10,000 and 100,000 inhabitants, in uppercase McCune-Reischauer romanization.
	place/province_mcr/engkr	South Korean province in McCune-Reischauer romanization.
	place/province_mcr_uppercase/engkr	South Korean province in uppercase McCune-Reischauer romanization.
	place/county_mcr/engkr	South Korean county in McCune-Reischauer romanization.
	place/county_mcr_uppercase/engkr	South Korean county in uppercase McCune-Reischauer romanization.
	place/island_mcr/engkr	South Korean island in McCune-

File	Entity	Description
		Reischauer romanization.
	place/island_mcr_uppercase/engkr	South Korean island in uppercase McCune-Reischauer romanization.
place_englk.ecr	place/city1/englk	Sri Lankan settlement with over 100,000 inhabitants.
	place/city1_uppercase/englk	Sri Lankan settlement with over 100,000 inhabitants, in uppercase.
	place/city2/englk	Sri Lankan settlement with between 10,000 and 100,000 inhabitants.
	place/city2_uppercase/englk	Sri Lankan settlement with between 10,000 and 100,000 inhabitants, in uppercase.
	place/province/englk	Sri Lankan province.
	place/province_uppercase/englk	Sri Lankan province in uppercase.
	place/district/englk	Sri Lankan district.
	place/district_uppercase/englk	Sri Lankan district in uppercase.
place_engmk.ecr	place/city1/engmk	Macedonian settlement with over 100,000 inhabitants.
	place/city1_uppercase/engmk	Macedonian settlement with over 100,000 inhabitants, in uppercase.
	place/city2/engmk	Macedonian settlement with between 10,000 and 100,000 inhabitants.
	place/city2_uppercase/engmk	Macedonian settlement with between 10,000 and 100,000 inhabitants, in

File	Entity	Description
		uppercase.
	place/municipality/engmk	Macedonian municipality.
	place/municipality_uppercase/engmk	Macedonian municipality in uppercase.
place_engmn.ecr	place/city1/engmn	Mongolian settlement with over 100,000 inhabitants.
	place/city1_uppercase/engmn	Mongolian settlement with over 100,000 inhabitants, in uppercase.
	place/city2/engmn	Mongolian settlement with between 10,000 and 100,000 inhabitants.
	place/city2_uppercase/engmn	Mongolian settlement with between 10,000 and 100,000 inhabitants, in uppercase.
	place/province/engmn	Mongolian province.
	place/province_uppercase/engmn	Mongolian province in uppercase.
place_engmy.ecr	place/city1/engmy	Malaysian settlement with over 100,000 inhabitants.
	place/city1_uppercase/engmy	Malaysian settlement with over 100,000 inhabitants, in uppercase.
	place/city2/engmy	Malaysian settlement with between 10,000 and 100,000 inhabitants.
	place/city2_uppercase/engmy	Malaysian settlement with between 10,000 and 100,000 inhabitants, in uppercase.

File	Entity	Description
	place/state/engmy	Malaysian state.
	place/state_uppercase/engmy	Malaysian state in uppercase.
	place/district/engmy	Malaysian district.
	place/district_uppercase/engmy	Malaysian district in uppercase.
place_engnz.ecr	place/city1/engnz	New Zealand settlement with over 100,000 inhabitants.
	place/city1_uppercase/engnz	New Zealand settlement with over 100,000 inhabitants, in uppercase.
	place/city2/engnz	New Zealand settlement with between 10,000 and 100,000 inhabitants.
	place/city2_uppercase/engnz	New Zealand settlement with between 10,000 and 100,000 inhabitants, in uppercase.
	place/region/engnz	New Zealand region.
	place/region_uppercase/engnz	New Zealand region in uppercase.
	place/terr_auth/engnz	New Zealand territorial authority.
	place/terr_auth_uppercase/engnz	New Zealand territorial authority in uppercase.
	place/island/engnz	New Zealand island.
	place/island_uppercase/engnz	New Zealand island in uppercase.
place_engph.ecr	place/city1/engph	Philippine settlement with over 100,000 inhabitants.

File	Entity	Description
	place/city1_uppercase/engph	Philippine settlement with over 100,000 inhabitants, in uppercase.
	place/city2/engph	Philippine settlement with between 10,000 and 100,000 inhabitants.
	place/city2_uppercase/engph	Philippine settlement with between 10,000 and 100,000 inhabitants, in uppercase.
	place/region/engph	Philippine region.
	place/region_uppercase/engph	Philippine region in uppercase.
	place/province/engph	Philippine province.
	place/province_uppercase/engph	Philippine province in uppercase.
	place/island/engph	Philippine island.
	place/island_uppercase/engph	Philippine island in uppercase.
place_engpk.ecr	place/city1/engpk	Pakistani settlement with over 100,000 inhabitants.
	place/city1_uppercase/engpk	Pakistani settlement with over 100,000 inhabitants, in uppercase.
	place/city2/engpk	Pakistani settlement with between 10,000 and 100,000 inhabitants.
	place/city2_uppercase/engpk	Pakistani settlement with between 10,000 and 100,000 inhabitants, in uppercase.
	place/province/engpk	Pakistani province.

File	Entity	Description
	place/province_uppercase/engpk	Pakistani province in uppercase.
	place/district/engpk	Pakistani district.
	place/district_uppercase/engpk	Pakistani district in uppercase.
place_engqa.ecr	place/city1/engqa	Qatari settlement with over 100,000 inhabitants.
	place/city1_uppercase/engqa	Qatari settlement with over 100,000 inhabitants, in uppercase.
	place/city2/engqa	Qatari settlement with fewer than 100,000 inhabitants.
	place/city2_uppercase/engqa	Qatari settlement with fewer than 100,000 inhabitants, in uppercase.
	place/municipality/engqa	Qatari municipality.
	place/municipality_uppercase/engqa	Qatari municipality in uppercase.
place_engru.ecr	place/city1/engru	Russian settlement with over 100,000 inhabitants.
	place/city1_uppercase/engru	Russian settlement with over 100,000 inhabitants, in uppercase.
	place/city2/engru	Russian settlement with between 10,000 and 100,000 inhabitants.
	place/city2_uppercase/engru	Russian settlement with between 10,000 and 100,000 inhabitants, in uppercase.
	place/republic/engru	Russian republic (type of region).
	place/republic_uppercase/engru	Russian republic (type of region), in

File	Entity	Description
		uppercase.
	place/oblast/engru	Russian oblast (type of region).
	place/oblast_uppercase/engru	Russian oblast (type of region), in uppercase.
	place/krai/engru	Russian krai (type of region).
	place/krai_uppercase/engru	Russian krai (type of region), in uppercase.
	place/okrug/engru	Russian okrug (type of region).
	place/okrug_uppercase/engru	Russian okrug (type of region), in uppercase.
	place/federal_city/engru	Russian federal city (type of region).
	place/federal_city_uppercase/engru	Russian federal city (type of region), in uppercase.
	place/region/engru	Russian region.
	place/region_uppercase/engru	Russian region, in uppercase.
	place/island/engru	Russian island.
	place/island_uppercase/engru	Russian island, in uppercase.
place_engsa.ecr	place/city1/engsa	Saudi Arabian settlement with over 100,000 inhabitants.
	place/city1_uppercase/engsa	Saudi Arabian settlement with over 100,000 inhabitants, in uppercase.
	place/city2/engsa	Saudi Arabian settlement with fewer than

File	Entity	Description
		100,000 inhabitants.
	place/city2_uppercase/engsa	Saudi Arabian settlement with fewer than 100,000 inhabitants, in uppercase.
	place/province/engsa	Saudi Arabian province.
	place/province_uppercase/engsa	Saudi Arabian province in uppercase.
place_ength.ecr	place/city1/ength	Thai settlement with over 100,000 inhabitants.
	place/city1_uppercase/ength	Thai settlement with over 100,000 inhabitants, in uppercase.
	place/city2/ength	Thai settlement with between 10,000 and 100,000 inhabitants.
	place/city2_uppercase/ength	Thai settlement with between 10,000 and 100,000 inhabitants, in uppercase.
	place/province/ength	Thai province.
	place/province_uppercase/ength	Thai province in uppercase.
place_engtw.ecr	place/city1/engtw	Taiwanese settlement with over 100,000 inhabitants.
	place/city1_uppercase/engtw	Taiwanese settlement with over 100,000 inhabitants, in uppercase.
	place/city2/engtw	Taiwanese settlement with between 10,000 and 100,000 inhabitants.
	place/city2_uppercase/engtw	Taiwanese settlement with between 10,000 and 100,000 inhabitants, in uppercase.

File	Entity	Description
	place/county/engtw	Taiwanese county.
	place/county_uppercase/engtw	Taiwanese county in uppercase.
place_engua.ecr	place/city1/engua	Ukrainian settlement with over 100,000 inhabitants.
	place/city1_uppercase/engua	Ukrainian settlement with over 100,000 inhabitants, in uppercase.
	place/city2/engua	Ukrainian settlement with between 10,000 and 100,000 inhabitants.
	place/city2_uppercase/engua	Ukrainian settlement with between 10,000 and 100,000 inhabitants, in uppercase.
	place/region/engua	Ukrainian region.
	place/region_uppercase/engua	Ukrainian region in uppercase.
place_engus.ecr	place/possession/engus	U.S. possessions in long form. For example, <i>American Samoa</i> .
	place/possession_uppercase/engus	U.S. possessions in long form, in uppercase.
	place/possession_abbrev/engus	U.S. possession abbreviations. For example, <i>GU</i> .
	place/state/engus	U.S. states. For example, <i>New Hampshire</i> .
	place/state_uppercase/engus	U.S. states, in uppercase.
	place/state_abbrev/engus	U.S. states abbreviations. For example, <i>AL</i> .

File	Entity	Description
	place/poss_state/engus	U.S. possessions and states.
	place/poss_state_abbrev/engus	U.S. possession and state abbreviations.
	place/statecapital/engus	U.S. state capitals.
	place/statecapital_uppercase/engus	U.S. state capitals, in uppercase.
	place/city/AL/engus	Settlements in each U.S. state, in normal or uppercase.
	place/city_uppercase/AL/engus	
	place/city/AK/engus	
	place/city_uppercase/AK/engus	
	place/city/AZ/engus	
	place/city_uppercase/AZ/engus	
	place/city/AR/engus	
	place/city_uppercase/AR/engus	
	place/city/CA/engus	
	place/city_uppercase/CA/engus	
	place/city/CO/engus	
	place/city_uppercase/CO/engus	
	place/city/CT/engus	
	place/city_uppercase/CT/engus	

File	Entity	Description
	place/city/DE/engus	
	place/city_uppercase/DE/engus	
	place/city/FL/engus	
	place/city_uppercase/FL/engus	
	place/city/GA/engus	
	place/city_uppercase/GA/engus	
	place/city/HI/engus	
	place/city_uppercase/HI/engus	
	place/city/ID/engus	
	place/city_uppercase/ID/engus	
	place/city/IL/engus	
	place/city_uppercase/IL/engus	
	place/city/IN/engus	
	place/city_uppercase/IN/engus	
	place/city/IA/engus	
	place/city_uppercase/IA/engus	
	place/city/KS/engus	
	place/city_uppercase/KS/engus	

File	Entity	Description
	place/city/KY/engus	
	place/city_uppercase/KY/engus	
	place/city/LA/engus	
	place/city_uppercase/LA/engus	
	place/city/ME/engus	
	place/city_uppercase/ME/engus	
	place/city/MD/engus	
	place/city_uppercase/MD/engus	
	place/city/MA/engus	
	place/city_uppercase/MA/engus	
	place/city/MI/engus	
	place/city_uppercase/MI/engus	
	place/city/MN/engus	
	place/city_uppercase/MN/engus	
	place/city/MS/engus	
	place/city_uppercase/MS/engus	
	place/city/MO/engus	
	place/city_uppercase/MO/engus	

File	Entity	Description
	place/city/MT/engus	
	place/city_uppercase/MT/engus	
	place/city/NE/engus	
	place/city_uppercase/NE/engus	
	place/city/NV/engus	
	place/city_uppercase/NV/engus	
	place/city/NH/engus	
	place/city_uppercase/NH/engus	
	place/city/NJ/engus	
	place/city_uppercase/NJ/engus	
	place/city/NM/engus	
	place/city_uppercase/NM/engus	
	place/city/NY/engus	
	place/city_uppercase/NY/engus	
	place/city/NC/engus	
	place/city_uppercase/NC/engus	
	place/city/ND/engus	
	place/city_uppercase/ND/engus	

File	Entity	Description
	place/city/OH/engus	
	place/city_uppercase/OH/engus	
	place/city/OK/engus	
	place/city_uppercase/OK/engus	
	place/city/OR/engus	
	place/city_uppercase/OR/engus	
	place/city/PA/engus	
	place/city_uppercase/PA/engus	
	place/city/RI/engus	
	place/city_uppercase/RI/engus	
	place/city/SC/engus	
	place/city_uppercase/SC/engus	
	place/city/SD/engus	
	place/city_uppercase/SD/engus	
	place/city/TN/engus	
	place/city_uppercase/TN/engus	
	place/city/TX/engus	
	place/city_uppercase/TX/engus	

File	Entity	Description
	place/city/UT/engus	
	place/city_uppercase/UT/engus	
	place/city/VA/engus	
	place/city_uppercase/VA/engus	
	place/city/VT/engus	
	place/city_uppercase/VT/engus	
	place/city/WA/engus	
	place/city_uppercase/WA/engus	
	place/city/WI/engus	
	place/city_uppercase/WI/engus	
	place/city/WV/engus	
	place/city_uppercase/WV/engus	
	place/city/WY/engus	
	place/city_uppercase/WY/engus	
	place/city1/engus	U.S. city with over 100,000 inhabitants.
	place/city1_uppercase/engus	U.S. city with over 100,000 inhabitants, in uppercase.
	place/city2/engus	U.S. city with over 10,000 inhabitants.
	place/city2_uppercase/engus	U.S. city with over 10,000 inhabitants, in uppercase.

File	Entity	Description
	place/county/AL/engus	County in Alabama.
	place/county/AK/engus	County in Alaska.
	place/county/AZ/engus	County in Arizona.
	place/county/AR/engus	County in Arkansas.
	place/county/CA/engus	County in California.
	place/county/CO/engus	County in Colorado.
	place/county/CT/engus	County in Connecticut.
	place/county/DE/engus	County in Delaware.
	place/county/FL/engus	County in Florida.
	place/county/GA/engus	County in Georgia.
	place/county/HI/engus	County in Hawaii.
	place/county/ID/engus	County in Idaho.
	place/county/IL/engus	County in Illinois.
	place/county/IN/engus	County in Indiana.
	place/county/IA/engus	County in Iowa.
	place/county/KS/engus	County in Kansas.
	place/county/KY/engus	County in Kentucky.
	place/county/LA/engus	County in Louisiana.
	place/county/ME/engus	County in Maine.
	place/county/MD/engus	County in Maryland.
	place/county/MA/engus	County in Massachusetts.
	place/county/MI/engus	County in Michigan.
	place/county/MN/engus	County in Minnesota.

File	Entity	Description
	place/county/MS/engus	County in Mississippi.
	place/county/MO/engus	County in Missouri.
	place/county/MT/engus	County in Montana.
	place/county/NE/engus	County in Nebraska.
	place/county/NV/engus	County in Nevada.
	place/county/NH/engus	County in New Hampshire.
	place/county/NJ/engus	County in New Jersey.
	place/county/NM/engus	County in New Mexico.
	place/county/NY/engus	County in New York.
	place/county/NC/engus	County in North Carolina.
	place/county/ND/engus	County in North Dakota.
	place/county/OH/engus	County in Ohio.
	place/county/OK/engus	County in Oklahoma.
	place/county/OR/engus	County in Oregon.
	place/county/PA/engus	County in Pennsylvania.
	place/county/RI/engus	County in Rhode Island.
	place/county/SC/engus	County in South Carolina.
	place/county/SD/engus	County in South Dakota.
	place/county/TN/engus	County in Tennessee.
	place/county/TX/engus	County in Texas.
	place/county/UT/engus	County in Utah.
	place/county/VT/engus	County in Vermont.
	place/county/VA/engus	County in Virginia.

File	Entity	Description
	place/county/WA/engus	County in Washington.
	place/county/WV/engus	County in West Virginia.
	place/county/WI/engus	County in Wisconsin.
	place/county/WY/engus	County in Wyoming.
	place/county_uppercase/AL/engus	County in Alabama in uppercase.
	place/county_uppercase/AK/engus	County in Alaska in uppercase.
	place/county_uppercase/AZ/engus	County in Arizona in uppercase.
	place/county_uppercase/AR/engus	County in Arkansas in uppercase.
	place/county_uppercase/CA/engus	County in California in uppercase.
	place/county_uppercase/CO/engus	County in Colorado in uppercase.
	place/county_uppercase/CT/engus	County in Connecticut in uppercase.
	place/county_uppercase/DE/engus	County in Delaware in uppercase.
	place/county_uppercase/FL/engus	County in Florida in uppercase.
	place/county_uppercase/GA/engus	County in Georgia in uppercase.
	place/county_uppercase/HI/engus	County in Hawaii in uppercase.
	place/county_uppercase/ID/engus	County in Idaho in uppercase.
	place/county_uppercase/IL/engus	County in Illinois in uppercase.
	place/county_uppercase/IN/engus	County in Indiana in uppercase.
	place/county_uppercase/IA/engus	County in Iowa in uppercase.
	place/county_uppercase/KS/engus	County in Kansas in uppercase.
	place/county_uppercase/KY/engus	County in Kentucky in uppercase.
	place/county_uppercase/LA/engus	County in Louisiana in uppercase.
	place/county_uppercase/ME/engus	County in Maine in uppercase.

File	Entity	Description
	place/county_uppercase/MD/engus	County in Maryland in uppercase.
	place/county_uppercase/MA/engus	County in Massachusetts in uppercase.
	place/county_uppercase/MI/engus	County in Michigan in uppercase.
	place/county_uppercase/MN/engus	County in Minnesota in uppercase.
	place/county_uppercase/MS/engus	County in Mississippi in uppercase.
	place/county_uppercase/MO/engus	County in Missouri in uppercase.
	place/county_uppercase/MT/engus	County in Montana in uppercase.
	place/county_uppercase/NE/engus	County in Nebraska in uppercase.
	place/county_uppercase/NV/engus	County in Nevada in uppercase.
	place/county_uppercase/NH/engus	County in New Hampshire in uppercase.
	place/county_uppercase/NJ/engus	County in New Jersey in uppercase.
	place/county_uppercase/NM/engus	County in New Mexico in uppercase.
	place/county_uppercase/NY/engus	County in New York in uppercase.
	place/county_uppercase/NC/engus	County in North Carolina in uppercase.
	place/county_uppercase/ND/engus	County in North Dakota in uppercase.
	place/county_uppercase/OH/engus	County in Ohio in uppercase.
	place/county_uppercase/OK/engus	County in Oklahoma in uppercase.
	place/county_uppercase/OR/engus	County in Oregon in uppercase.
	place/county_uppercase/PA/engus	County in Pennsylvania in uppercase.
	place/county_uppercase/RI/engus	County in Rhode Island in uppercase.
	place/county_uppercase/SC/engus	County in South Carolina in uppercase.
	place/county_uppercase/SD/engus	County in South Dakota in uppercase.
	place/county_uppercase/TN/engus	County in Tennessee in uppercase.

File	Entity	Description
	place/county_uppercase/TX/engus	County in Texas in uppercase.
	place/county_uppercase/UT/engus	County in Utah in uppercase.
	place/county_uppercase/VT/engus	County in Vermont in uppercase.
	place/county_uppercase/VA/engus	County in Virginia in uppercase.
	place/county_uppercase/WA/engus	County in Washington in uppercase.
	place/county_uppercase/WV/engus	County in West Virginia in uppercase.
	place/county_uppercase/WI/engus	County in Wisconsin in uppercase.
	place/county_uppercase/WY/engus	County in Wyoming in uppercase.
	place/county/engus	Any U.S. county.
	place/county_uppercase/engus	Any U.S. county in uppercase.
place_engvn.ecr	place/city1/engvn	Vietnamese settlement with over 100,000 inhabitants.
	place/city1_uppercase/engvn	Vietnamese settlement with over 100,000 inhabitants, in uppercase.
	place/city2/engvn	Vietnamese settlement with between 10,000 and 100,000 inhabitants.
	place/city2_uppercase/engvn	Vietnamese settlement with between 10,000 and 100,000 inhabitants, in uppercase.
	place/province/engvn	Vietnamese province.
	place/province_uppercase/engvn	Vietnamese province in uppercase.
	place/district/engvn	Vietnamese district.

File	Entity	Description
	place/district_uppercase/engvn	Vietnamese district in uppercase.
place_engza.ecr	place/city1/engza	South African settlement with over 100,000 inhabitants.
	place/city1_uppercase/engza	South African settlement with over 100,000 inhabitants, in uppercase.
	place/city2/engza	South African settlement with between 10,000 and 100,000 inhabitants.
	place/city2_uppercase/engza	South African settlement with between 10,000 and 100,000 inhabitants, in uppercase.
	place/province/engza	South African province.
	place/province_uppercase/engza	South African province in uppercase.
	place/district/engza	South African district.
	place/district_uppercase/engza	South African district in uppercase.
	place/island/engza	South African island.
	place/island_uppercase/engza	South African island in uppercase.
place_estee.ecr	place/city1/estee	Estonian settlement with over 100,000 inhabitants.
	place/city1_uppercase/estee	Estonian settlement with over 100,000 inhabitants, in uppercase.
	place/city2/estee	Estonian settlement with between 10,000 and 100,000 inhabitants.
	place/city2_uppercase/estee	Estonian settlement with between 10,000

File	Entity	Description
		and 100,000 inhabitants, in uppercase.
	place/county/estee	Estonian county.
	place/county_uppercase/estee	Estonian county in uppercase.
place_finfi.ecr	place/city1/finfi	Finnish settlement with over 100,000 inhabitants.
	place/city1_uppercase/finfi	Finnish settlement with over 100,000 inhabitants, in uppercase.
	place/city2/finfi	Finnish settlement with between 10,000 and 100,000 inhabitants.
	place/city2_uppercase/finfi	Finnish settlement with between 10,000 and 100,000 inhabitants, in uppercase.
	place/region/finfi	Finnish region.
	place/region_uppercase/finfi	Finnish region in uppercase.
	place/island/finfi	Finnish island.
	place/island_uppercase/finfi	Finnish island in uppercase.
place_frefr.ecr	place/city1/frefr	French settlement with over 100,000 inhabitants.
	place/city1_uppercase/frefr	French settlement with over 100,000 inhabitants, in uppercase.
	place/region_metro/frefr	French metropolitan regions.
	place/region_metro_uppercase/frefr	French metropolitan regions in uppercase.

File	Entity	Description
	place/department_metro/Alsace/frefr	Departments of each French metropolitan region, in normal or uppercase.
	place/department_metro_uppercase/Alsace/frefr	
	place/department_metro/Aquitaine/frefr	
	place/department_metro_uppercase/Aquitaine/frefr	
	place/department_metro/Auvergne/frefr	
	place/department_metro_uppercase/Auvergne/frefr	
	place/department_metro/BasseNormandie/frefr	
	place/department_metro_uppercase/BasseNormandie/frefr	
	place/department_metro/Bourgogne/frefr	
	place/department_metro_uppercase/Bourgogne/frefr	
	place/department_metro/Brittany/frefr	
	place/department_metro_uppercase/Brittany/frefr	
	place/department_metro/Centre/frefr	
	place/department_metro_uppercase/Centre/frefr	
	place/department_metro/ChampagneArdenne/frefr	
	place/department_metro_uppercase/ChampagneArdenne/frefr	
	place/department_metro/Corsica/frefr	
	place/department_metro_uppercase/Corsica/frefr	
	place/department_metro/FrancheComte/frefr	

File	Entity	Description
	place/department_metro_uppercase/FrancheComte/frefr	
	place/department_metro/HauteNormandie/frefr	
	place/department_metro_uppercase/HauteNormandie/frefr	
	place/department_metro/IleDeFrance/frefr	
	place/department_metro_uppercase/IleDeFrance/frefr	
	place/department_metro/LanguedocRoussillon/frefr	
	place/department_metro_uppercase/LanguedocRoussillon/frefr	
	place/department_metro/Limousin/frefr	
	place/department_metro_uppercase/Limousin/frefr	
	place/department_metro/Lorraine/frefr	
	place/department_metro_uppercase/Lorraine/frefr	
	place/department_metro/MidiPyrenees/frefr	
	place/department_metro_uppercase/MidiPyrenees/frefr	
	place/department_metro/NordPasDeCalais/frefr	
	place/department_metro_uppercase/NordPasDeCalais/frefr	
	place/department_metro/PaysDeLaLoire/frefr	
	place/department_metro_uppercase/PaysDeLaLoire/frefr	
	place/department_metro/Picardie/frefr	
	place/department_metro_uppercase/Picardie/frefr	

File	Entity	Description
	place/department_metro/PoitouCharentes/frefr	
	place/department_metro_uppercase/PoitouCharentes/frefr	
	place/department_metro/ProvenceAlpesCoteDAzur/frefr	
	place/department_metro_uppercase/ProvenceAlpesCoteDAzur/frefr	
	place/department_metro/RhoneAlpes/frefr	
	place/department_metro_uppercase/RhoneAlpes/frefr	
	place/department_metro/frefr	French metropolitan departments.
	place/department_metro_uppercase/frefr	French metropolitan departments in uppercase.
	place/departmentcode_metro/frefr	French metropolitan department INSEE codes.
	place/departmentcode_overseas/frefr	French overseas department INSEE codes.
	place/communecode_metro/frefr	French metropolitan commune INSEE codes.
	place/communecode_overseas/frefr	French overseas commune INSEE codes.
	place/city/alsace/Bas_Rhin/frefr	Settlements in each French department, in normal or uppercase.
	place/city_uppercase/alsace/Bas_Rhin/frefr	
	place/city/alsace/Haut_Rhin/frefr	
	place/city_uppercase/alsace/Haut_Rhin/frefr	

File	Entity	Description
	place/city/aquitaine/Dordogne/frefr	
	place/city_uppercase/aquitaine/Dordogne/frefr	
	place/city/aquitaine/Gironde/frefr	
	place/city_uppercase/aquitaine/Gironde/frefr	
	place/city/aquitaine/Landes/frefr	
	place/city_uppercase/aquitaine/Landes/frefr	
	place/city/aquitaine/Lot_et_Garonne/frefr	
	place/city_uppercase/aquitaine/Lot_et_Garonne/frefr	
	place/city/aquitaine/Pyrenees_Atlantiques/frefr	
	place/city_uppercase/aquitaine/Pyrenees_Atlantiques/frefr	
	place/city/auvergne/Allier/frefr	
	place/city_uppercase/auvergne/Allier/frefr	
	place/city/auvergne/Cantal/frefr	
	place/city_uppercase/auvergne/Cantal/frefr	
	place/city/auvergne/Haute_Loire/frefr	
	place/city_uppercase/auvergne/Haute_Loire/frefr	
	place/city/auvergne/Puy_de_Dome/frefr	
	place/city_uppercase/auvergne/Puy_de_Dome/frefr	

File	Entity	Description
	place/city/basseNormandie/Calvados/frefr	
	place/city_uppercase/basseNormandie/Calvados/frefr	
	place/city/basseNormandie/Manche/frefr	
	place/city_uppercase/basseNormandie/Manche/frefr	
	place/city/basseNormandie/Orne/frefr	
	place/city_uppercase/basseNormandie/Orne/frefr	
	place/city/bourgogne/Cote_dOr/frefr	
	place/city_uppercase/bourgogne/Cote_dOr/frefr	
	place/city/bourgogne/Nievre/frefr	
	place/city_uppercase/bourgogne/Nievre/frefr	
	place/city/bourgogne/Saone_et_Loire/frefr	
	place/city_uppercase/bourgogne/Saone_et_Loire/frefr	
	place/city/bourgogne/Yonne/frefr	
	place/city_uppercase/bourgogne/Yonne/frefr	
	place/city/brittany/Cotes_dArmor/frefr	
	place/city_uppercase/brittany/Cotes_dArmor/frefr	
	place/city/brittany/Finistere/frefr	
	place/city_uppercase/brittany/Finistere/frefr	

File	Entity	Description
	place/city/brittany/Ille_et_Vilaine/frefr	
	place/city_uppercase/brittany/Ille_et_Vilaine/frefr	
	place/city/brittany/Morbihan/frefr	
	place/city_uppercase/brittany/Morbihan/frefr	
	place/city/centre/Cher/frefr	
	place/city_uppercase/centre/Cher/frefr	
	place/city/centre/Eure_et_Loir/frefr	
	place/city_uppercase/centre/Eure_et_Loir/frefr	
	place/city/centre/Indre/frefr	
	place/city_uppercase/centre/Indre/frefr	
	place/city/centre/Indre_et_Loire/frefr	
	place/city_uppercase/centre/Indre_et_Loire/frefr	
	place/city/centre/Loir_et_Cher/frefr	
	place/city_uppercase/centre/Loir_et_Cher/frefr	
	place/city/centre/Loiret/frefr	
	place/city_uppercase/centre/Loiret/frefr	
	place/city/champagneArdenne/Ardennes/frefr	
	place/city_uppercase/champagneArdenne/Ardennes/frefr	

File	Entity	Description
	place/city/champagneArdenne/Aube/frefr	
	place/city_uppercase/champagneArdenne/Aube/frefr	
	place/city/champagneArdenne/Marne/frefr	
	place/city_uppercase/champagneArdenne/Marne/frefr	
	place/city/champagneArdenne/Haute_Marne/frefr	
	place/city_uppercase/champagneArdenne/Haute_Marne/frefr	
	place/city/corsica/Corse_du_Sud/frefr	
	place/city_uppercase/corsica/Corse_du_Sud/frefr	
	place/city/corsica/Haute_Corse/frefr	
	place/city_uppercase/corsica/Haute_Corse/frefr	
	place/city/francheComte/Doubs/frefr	
	place/city_uppercase/francheComte/Doubs/frefr	
	place/city/francheComte/Jura/frefr	
	place/city_uppercase/francheComte/Jura/frefr	
	place/city/francheComte/Haute_Saone/frefr	
	place/city_uppercase/francheComte/Haute_Saone/frefr	
	place/city/francheComte/Territoire_de_Belfort/frefr	
	place/city_uppercase/francheComte/Territoire_de_Belfort/frefr	

File	Entity	Description
	place/city/hauteNormandie/Eure/frefr	
	place/city_uppercase/hauteNormandie/Eure/frefr	
	place/city/hauteNormandie/Seine_Maritime/frefr	
	place/city_uppercase/hauteNormandie/Seine_Maritime/frefr	
	place/city/ileDeFrance/Seine_et_Marne/frefr	
	place/city_uppercase/ileDeFrance/Seine_et_Marne/frefr	
	place/city/ileDeFrance/Yvelines/frefr	
	place/city_uppercase/ileDeFrance/Yvelines/frefr	
	place/city/ileDeFrance/Essonne/frefr	
	place/city_uppercase/ileDeFrance/Essonne/frefr	
	place/city/ileDeFrance/Hauts_de_Seine/frefr	
	place/city_uppercase/ileDeFrance/Hauts_de_Seine/frefr	
	place/city/ileDeFrance/Seine_Saint_Denis/frefr	
	place/city_uppercase/ileDeFrance/Seine_Saint_Denis/frefr	
	place/city/ileDeFrance/Val_de_Marne/frefr	
	place/city_uppercase/ileDeFrance/Val_de_Marne/frefr	
	place/city/ileDeFrance/Val_dOise/frefr	
	place/city_uppercase/ileDeFrance/Val_dOise/frefr	

File	Entity	Description
	place/city/ileDeFrance/Paris/frefr	
	place/city_uppercase/ileDeFrance/Paris/frefr	
	place/city/languedocRoussillon/Aude/frefr	
	place/city_uppercase/languedocRoussillon/Aude/frefr	
	place/city/languedocRoussillon/Gard/frefr	
	place/city_uppercase/languedocRoussillon/Gard/frefr	
	place/city/languedocRoussillon/Herault/frefr	
	place/city_uppercase/languedocRoussillon/Herault/frefr	
	place/city/languedocRoussillon/Lozere/frefr	
	place/city_uppercase/languedocRoussillon/Lozere/frefr	
	place/city/languedocRoussillon/Pyrenees_Orientales/frefr	
	place/city_uppercase/languedocRoussillon/Pyrenees_Orientales/frefr	
	place/city/limousin/Correze/frefr	
	place/city_uppercase/limousin/Correze/frefr	
	place/city/limousin/Creuse/frefr	
	place/city_uppercase/limousin/Creuse/frefr	
	place/city/limousin/Haute_Vienne/frefr	
	place/city_uppercase/limousin/Haute_Vienne/frefr	

File	Entity	Description
	place/city/lorraine/Meurthe_et_Moselle/frefr	
	place/city_uppercase/lorraine/Meurthe_et_Moselle/frefr	
	place/city/lorraine/Meuse/frefr	
	place/city_uppercase/lorraine/Meuse/frefr	
	place/city/lorraine/Moselle/frefr	
	place/city_uppercase/lorraine/Moselle/frefr	
	place/city/lorraine/Vosges/frefr	
	place/city_uppercase/lorraine/Vosges/frefr	
	place/city/midiPyrenees/Ariege/frefr	
	place/city_uppercase/midiPyrenees/Ariege/frefr	
	place/city/midiPyrenees/Aveyron/frefr	
	place/city_uppercase/midiPyrenees/Aveyron/frefr	
	place/city/midiPyrenees/Haute_Garonne/frefr	
	place/city_uppercase/midiPyrenees/Haute_Garonne/frefr	
	place/city/midiPyrenees/Gers/frefr	
	place/city_uppercase/midiPyrenees/Gers/frefr	
	place/city/midiPyrenees/Lot/frefr	
	place/city_uppercase/midiPyrenees/Lot/frefr	

File	Entity	Description
	place/city/midiPyrenees/Hautes_Pyrenees/frefr	
	place/city_uppercase/midiPyrenees/Hautes_Pyrenees/frefr	
	place/city/midiPyrenees/Tarn/frefr	
	place/city_uppercase/midiPyrenees/Tarn/frefr	
	place/city/midiPyrenees/Tarn_et_Garonne/frefr	
	place/city_uppercase/midiPyrenees/Tarn_et_Garonne/frefr	
	place/city/nordPasDeCalais/Nord/frefr	
	place/city_uppercase/nordPasDeCalais/Nord/frefr	
	place/city/nordPasDeCalais/Pas_de_Calais/frefr	
	place/city_uppercase/nordPasDeCalais/Pas_de_Calais/frefr	
	place/city/paysDeLaLoire/Loire_Atlantique/frefr	
	place/city_uppercase/paysDeLaLoire/Loire_Atlantique/frefr	
	place/city/paysDeLaLoire/Maine_et_Loire/frefr	
	place/city_uppercase/paysDeLaLoire/Maine_et_Loire/frefr	
	place/city/paysDeLaLoire/Mayenne/frefr	
	place/city_uppercase/paysDeLaLoire/Mayenne/frefr	
	place/city/paysDeLaLoire/Sarthe/frefr	
	place/city_uppercase/paysDeLaLoire/Sarthe/frefr	

File	Entity	Description
	place/city/paysDeLaLoire/Vendee/frefr	
	place/city_uppercase/paysDeLaLoire/Vendee/frefr	
	place/city/picardie/Aisne/frefr	
	place/city_uppercase/picardie/Aisne/frefr	
	place/city/picardie/Oise/frefr	
	place/city_uppercase/picardie/Oise/frefr	
	place/city_uppercase/picardie/Somme/frefr	
	place/city/poitouCharentes/Charente/frefr	
	place/city_uppercase/poitouCharentes/Charente/frefr	
	place/city/poitouCharentes/Charente_Maritime/frefr	
	place/city_uppercase/poitouCharentes/Charente_Maritime/frefr	
	place/city/poitouCharentes/Deux_Sevres/frefr	
	place/city_uppercase/poitouCharentes/Deux_Sevres/frefr	
	place/city/poitouCharentes/Vienne/frefr	
	place/city_uppercase/poitouCharentes/Vienne/frefr	
	place/city/provenceAlpesCoteDAzur/Alpes_de_Haute_Provence/frefr	
	place/city_uppercase/provenceAlpesCoteDAzur/Alpes_de_Haute_Provence/frefr	
	place/city/provenceAlpesCoteDAzur/Hautes_Alpes/frefr	

File	Entity	Description
	place/city_uppercase/provenceAlpesCoteDAzur/Hautes_Alpes/frefr	
	place/city/provenceAlpesCoteDAzur/Alpes_Maritimes/frefr	
	place/city_uppercase/provenceAlpesCoteDAzur/Alpes_Maritimes/frefr	
	place/city/provenceAlpesCoteDAzur/Bouches_du_Rhone/frefr	
	place/city_uppercase/provenceAlpesCoteDAzur/Bouches_du_Rhone/frefr	
	place/city/provenceAlpesCoteDAzur/Var/frefr	
	place/city_uppercase/provenceAlpesCoteDAzur/Var/frefr	
	place/city/provenceAlpesCoteDAzur/Vaucluse/frefr	
	place/city_uppercase/provenceAlpesCoteDAzur/Vaucluse/frefr	
	place/city/rhoneAlpes/Ain/frefr	
	place/city_uppercase/rhoneAlpes/Ain/frefr	
	place/city/rhoneAlpes/Ardeche/frefr	
	place/city_uppercase/rhoneAlpes/Ardeche/frefr	
	place/city/rhoneAlpes/Drome/frefr	
	place/city_uppercase/rhoneAlpes/Drome/frefr	
	place/city/rhoneAlpes/Isere/frefr	
	place/city_uppercase/rhoneAlpes/Isere/frefr	

File	Entity	Description
	place/city/rhoneAlpes/Loire/frefr	
	place/city_uppercase/rhoneAlpes/Loire/frefr	
	place/city/rhoneAlpes/Rhone/frefr	
	place/city_uppercase/rhoneAlpes/Rhone/frefr	
	place/city/rhoneAlpes/Savoie/frefr	
	place/city_uppercase/rhoneAlpes/Savoie/frefr	
	place/city/rhoneAlpes/Haute_Savoie/frefr	
	place/city_uppercase/rhoneAlpes/Haute_Savoie/frefr	
	place/city/frefr	French cities.
	place/city_uppercase/frefr	French cities in uppercase.
place_fregf.ecr	place/city2/fregf	French Guianan settlement with over 10,000 inhabitants.
	place/city2_uppercase/fregf	French Guianan settlement with over 10,000 inhabitants, in uppercase.
	place/canton/fregf	French Guianan canton.
	place/canton_uppercase/fregf	French Guianan canton in uppercase.
place_geo_dut.ecr	place/country/dut	Country in Dutch.
	place/country_capital/dut	Country capital in Dutch.
place_geo_eng.ecr	place/region/eng	Regions. For example, <i>Asia-Pacific</i> .
	place/region_uppercase/eng	Regions in uppercase.

File	Entity	Description
	place/continent/eng	Continents. For example, <i>Africa</i> .
	place/continent_uppercase/eng	Continents in uppercase.
	place/ocean/eng	Oceans. For example, <i>Pacific</i> .
	place/ocean_uppercase/eng	Oceans in uppercase.
	place/country/eng	Countries. For example, <i>Australia</i> .
	place/country_uppercase/eng	Countries in uppercase.
	place/country_capital/eng	Country capitals. For example, <i>Canberra</i> .
	place/country_capital_uppercase/eng	Country capitals in uppercase.
	place/direction/eng	Directions. For example, <i>Southwest</i> .
	place/direction_uppercase/eng	Directions in uppercase.
	place/direction_abb/eng	Direction abbreviations. For example, <i>SW</i> .
	place/direction_mod/eng	Direction modifiers. For example, <i>Southwestern, Central, Downtown</i> .
	place/direction_mod_uppercase/eng	Direction modifiers in uppercase.
	place/area/eng	Areas. For example, <i>Cape, Canyon, Grassland, Peninsula</i> .
	place/area_uppercase/eng	Areas in uppercase.
	place/street_type/eng	Street types. For example, <i>Ave, Street, Place</i> .
	place/street_type_uppercase/eng	Street types in uppercase.

File	Entity	Description
place_geo_fre.ecr	place/street_type/fre	Street types in French. For example, <i>Chauss</i> , <i>Cloitre</i> .
	place/street_type_lowercase/fre	Street types in lowercase French. For example, <i>chauss</i> , <i>cloitre</i> .
	place/street_type_uppercase/fre	Street types in uppercase French. For example, <i>CHAUSS</i> , <i>CLOITRE</i> .
	place/house_type/fre	House types in French. For example, <i>Residence</i> , <i>Batiment</i> .
	place/house_type_uppercase/fre	House types in uppercase French.
	place/direction/fre	Directions in French. For example, <i>Sudouest</i> .
	place/direction_uppercase/fre	Directions in uppercase French.
	place/direction_abb/fre	Direction abbreviations in French. For example, <i>NO</i> .
place_gerat.ecr	place/city1/gerat	Austrian settlement with over 100,000 inhabitants.
	place/city1_uppercase/gerat	Austrian settlement with over 100,000 inhabitants, in uppercase.
	place/city2/gerat	Austrian settlement with between 10,000 and 100,000 inhabitants.
	place/city2_uppercase/gerat	Austrian settlement with between 10,000 and 100,000 inhabitants, in uppercase.
	place/state/gerat	Austrian state.

File	Entity	Description
	place/state_uppercase/gerat	Austrian state in uppercase.
place_gerde.ecr	place/state/gerde	German states.
	place/state_uppercase/gerde	German states in uppercase.
	place/state_abbrev/gerde	German state abbreviations.
	place/city/state_capital/gerde	German state capitals.
	place/city_uppercase/state_capital/gerde	German state capitals in uppercase.
	place/city/bw/gerde	Settlements in each German state, in normal or uppercase.
	place/city_uppercase/bw/gerde	
	place/city/by/gerde	
	place/city_uppercase/by/gerde	
	place/city/be/gerde	
	place/city_uppercase/be/gerde	
	place/city/bb/gerde	
	place/city_uppercase/bb/gerde	
	place/city/hb/gerde	
	place/city_uppercase/hb/gerde	
	place/city/hh/gerde	
	place/city_uppercase/hh/gerde	

File	Entity	Description
	place/city/he/gerde	
	place/city_uppercase/he/gerde	
	place/city/mv/gerde	
	place/city_uppercase/mv/gerde	
	place/city/ni/gerde	
	place/city_uppercase/ni/gerde	
	place/city/nw/gerde	
	place/city_uppercase/nw/gerde	
	place/city/rp/gerde	
	place/city_uppercase/rp/gerde	
	place/city/sl/gerde	
	place/city_uppercase/sl/gerde	
	place/city/sn/gerde	
	place/city_uppercase/sn/gerde	
	place/city/st/gerde	
	place/city_uppercase/st/gerde	
	place/city/sh/gerde	
	place/city_uppercase/sh/gerde	

File	Entity	Description
	place/city/th/gerde	
	place/city_uppercase/th/gerde	
	place/city1/gerde	German settlement with more than 100,000 inhabitants.
	place/city1_uppercase/gerde	German settlement with more than 100,000 inhabitants, in uppercase.
	place/city/gerde	German cities.
	place/city_uppercase/gerde	German cities in uppercase.
place_hrvhr.ecr	place/city1/hrvhr	Croatian settlement with over 100,000 inhabitants.
	place/city1_uppercase/hrvhr	Croatian settlement with over 100,000 inhabitants, in uppercase.
	place/city2/hrvhr	Croatian settlement with between 10,000 and 100,000 inhabitants.
	place/city2_uppercase/hrvhr	Croatian settlement with between 10,000 and 100,000 inhabitants, in uppercase.
	place/county/hrvhr	Croatian county.
	place/county_uppercase/hrvhr	Croatian county in uppercase.
place_hunhu.ecr	place/city1/hunhu	Hungarian settlement with over 100,000 inhabitants.
	place/city1_uppercase/hunhu	Hungarian settlement with over 100,000 inhabitants, in uppercase.
	place/city2/hunhu	Hungarian settlement with between

File	Entity	Description
		10,000 and 100,000 inhabitants.
	place/city2_uppercase/hunhu	Hungarian settlement with between 10,000 and 100,000 inhabitants, in uppercase.
	place/county/hunhu	Hungarian county.
	place/county_uppercase/hunhu	Hungarian county in uppercase.
place_itait.ecr	place/city1/itait	Italian settlement with over 100,000 inhabitants.
	place/city1_uppercase/itait	Italian settlement with over 100,000 inhabitants, in uppercase.
	place/city2/itait	Italian settlement with between 10,000 and 100,000 inhabitants.
	place/city2_uppercase/itait	Italian settlement with between 10,000 and 100,000 inhabitants, in uppercase.
	place/region_abbreviation/itait	2-letter abbreviation for an Italian region. For example, RM (includes SCV and RSM).
	place/region/itait	Italian region.
	place/region_uppercase/itait	Italian region in uppercase.
	place/municipality/itait	Italian municipality.
	place/municipality_uppercase/itait	Italian municipality in uppercase.
	place/island/itait	Italian island.
	place/island_uppercase/itait	Italian island in uppercase.

File	Entity	Description
	place/locality/itait	Italian place.
	place/locality_uppercase/itait	Italian place in uppercase.
place_jpnjp.ecr	place/prefecture/jpnjp	Japanese prefectures.
	place/region/jpnjp	Japanese regions.
	place/city/aichi/jpnjp	Settlements in each Japanese prefecture.
	place/city/akita/jpnjp	
	place/city/aomori/jpnjp	
	place/city/chiba/jpnjp	
	place/city/ehime/jpnjp	
	place/city/fukui/jpnjp	
	place/city/fukuoka/jpnjp	
	place/city/fukushima/jpnjp	
	place/city/gifu/jpnjp	
	place/city/gunma/jpnjp	
	place/city/hiroshima/jpnjp	
	place/city/hokkaido/jpnjp	
	place/city/hyogo/jpnjp	
	place/city/ibaraki/jpnjp	

File	Entity	Description
	place/city/ishikawa/jpnjp	
	place/city/iwate/jpnjp	
	place/city/kagawa/jpnjp	
	place/city/kagoshima/jpnjp	
	place/city/kanagawa/jpnjp	
	place/city/kochi/jpnjp	
	place/city/kumamoto/jpnjp	
	place/city/kyoto/jpnjp	
	place/city/mie/jpnjp	
	place/city/miyagi/jpnjp	
	place/city/miyazaki/jpnjp	
	place/city/nagano/jpnjp	
	place/city/nagasaki/jpnjp	
	place/city/nara/jpnjp	
	place/city/niigata/jpnjp	
	place/city/oita/jpnjp	
	place/city/okayama/jpnjp	
	place/city/okinawa/jpnjp	

File	Entity	Description
	place/city/osaka/jpnjp	
	place/city/saga/jpnjp	
	place/city/saitama/jpnjp	
	place/city/shiga/jpnjp	
	place/city/shimane/jpnjp	
	place/city/shizuoka/jpnjp	
	place/city/tochigi/jpnjp	
	place/city/tokushima/jpnjp	
	place/city/tokyo/jpnjp	
	place/city/tottori/jpnjp	
	place/city/toyama/jpnjp	
	place/city/wakayama/jpnjp	
	place/city/yamagata/jpnjp	
	place/city/yamaguchi/jpnjp	
	place/city/yamanashi/jpnjp	
	place/city/jpnjp	Japanese settlements.
	place/misc/jpnjp	Japanese places.
place_kokr.ecr	place/province/kokr	Province of South Korea, in Korean language.
	place/province_DPRK/kokr	Province of North Korea (DPRK) as

File	Entity	Description
		claimed by South Korea (Republic of Korea), in Korean language.
	place/district/korkr	District of South Korea, in Korean language.
	place/city1/korkr	Settlement in South Korea with over 100,000 inhabitants, in Korean language.
	place/city_DPRK/korkr	Settlement in North Korea (DPRK) as claimed by South Korea (Republic of Korea), in Korean language.
	place/city2/korkr	Settlement in South Korea with between 10,000 and 100,000 inhabitants, in Korean language.
place_lat_long.ecr	place/lat_long	Geographical co-ordinate in any format (minimum precision is 1/10 degree or one minute of a degree). Supports the components NS, EW, LAT_DEGREES, LAT_DECIMAL, LAT_MINUTES, LAT_SECONDS, LONG_DEGREES, LONG_DECIMAL, LONG_MINUTES, and LONG_SECONDS You can use the <code>lat_long.lua</code> script to process this entity.
	place/utm	Geographical co-ordinate written using the Universal Transverse Mercator convention. Supports no components.
place_lavlv.ecr	place/city1/lavlv	Latvian settlement with over 100,000 inhabitants.
	place/city1_uppercase/lavlv	Latvian settlement with over 100,000

File	Entity	Description
		inhabitants, in uppcase.
	place/city2/lavlv	Latvian settlement with between 10,000 and 100,000 inhabitants.
	place/city2_uppercase/lavlv	Latvian settlement with between 10,000 and 100,000 inhabitants, in uppcase.
	place/municipality/lavlv	Latvian municipality.
	place/municipality_uppercase/lavlv	Latvian municipality in uppcase.
place_litlt.ecr	place/city1/litlt	Lithuanian settlement with over 100,000 inhabitants.
	place/city1_uppercase/litlt	Lithuanian settlement with over 100,000 inhabitants, in uppcase.
	place/city2/litlt	Lithuanian settlement with between 10,000 and 100,000 inhabitants.
	place/city2_uppercase/litlt	Lithuanian settlement with between 10,000 and 100,000 inhabitants, in uppcase.
	place/county/litlt	Lithuanian county.
	place/county_uppercase/litlt	Lithuanian county in uppcase.
place_mil_engus.ecr	place/mil/engus	U.S. military places.
	place/mil_uppercase/engus	U.S. military places in uppcase.
place_mulbe.ecr	place/city1/mulbe	Belgian settlement with over 100,000 inhabitants.
	place/city1_uppercase/mulbe	Belgian settlement with over 100,000

File	Entity	Description
		inhabitants, in uppercase.
	place/city2/mulbe	Belgian settlement with between 10,000 and 100,000 inhabitants.
	place/city2_uppercase/mulbe	Belgian settlement with between 10,000 and 100,000 inhabitants, in uppercase.
	place/province/mulbe	Belgian province.
	place/province_uppercase/mulbe	Belgian province in uppercase.
	place/region/mulbe	Belgian region.
	place/region_uppercase/mulbe	Belgian region in uppercase.
place_mulch.ecr	place/city1/mulch	Swiss settlement with over 100,000 inhabitants.
	place/city1_uppercase/mulch	Swiss settlement with over 100,000 inhabitants, in uppercase.
	place/city2/mulch	Swiss settlement with between 10,000 and 100,000 inhabitants.
	place/city2_uppercase/mulch	Swiss settlement with between 10,000 and 100,000 inhabitants, in uppercase.
	place/canton/mulch	Swiss canton.
	place/canton_uppercase/mulch	Swiss canton in uppercase.
	place/canton_abbr/mulch	Two-letter abbreviation for a Swiss canton (always uppercase).

File	Entity	Description
place_mullu.ecr	place/city2/mullu	Luxembourgish city.
	place/city2_uppercase/mullu	Luxembourgish city in uppercase.
	place/district/mullu	Luxembourgish district.
	place/district_uppercase/mullu	Luxembourgish district in uppercase.
	place/canton/mullu	Luxembourgish canton.
	place/canton_uppercase/mullu	Luxembourgish canton in uppercase.
place_nomo.ecr	place/city1/nomo	Norwegian settlement with over 100,000 inhabitants.
	place/city1_uppercase/nomo	Norwegian settlement with over 100,000 inhabitants, in uppercase.
	place/city2/nomo	Norwegian settlement with between 10,000 and 100,000 inhabitants.
	place/city2_uppercase/nomo	Norwegian settlement with between 10,000 and 100,000 inhabitants, in uppercase.
	place/county/nomo	Norwegian county.
	place/county_uppercase/nomo	Norwegian county in uppercase.
	place/island/nomo	Norwegian island.
	place/island_uppercase/nomo	Norwegian island in uppercase.
place_polpl.ecr	place/city1/polpl	Polish settlement with over 100,000 inhabitants.
	place/city1_uppercase/polpl	Polish settlement with over 100,000

File	Entity	Description
		inhabitants, in uppercase.
	place/city2/polpl	Polish settlement with between 10,000 and 100,000 inhabitants.
	place/city2_uppercase/polpl	Polish settlement with between 10,000 and 100,000 inhabitants, in uppercase.
	place/province/polpl	Polish province.
	place/province_uppercase/polpl	Polish province in uppercase.
	place/county/polpl	Polish county.
	place/county_uppercase/polpl	Polish county in uppercase.
	place/province/polpl	Polish province (in English).
	place/province_uppercase/polpl	Polish province in uppercase (in English).
	place/county/polpl	Polish county (in English).
	place/county_uppercase/polpl	Polish county in uppercase (in English).
place_porbr.ecr	place/city1/porbr	Brazilian settlement with over 100,000 inhabitants.
	place/city1_uppercase/porbr	Brazilian settlement with over 100,000 inhabitants, in uppercase.
	place/city2/porbr	Brazilian settlement with between 10,000 and 100,000 inhabitants.
	place/city2_uppercase/porbr	Brazilian settlement with between 10,000 and 100,000 inhabitants, in uppercase.
	place/state/porbr	Brazilian state.

File	Entity	Description
place_porpt.ecr	place/state_uppercase/porbr	Brazilian state in uppercase.
	place/island/porbr	Brazilian island.
	place/island_uppercase/porbr	Brazilian island in uppercase.
	place/city1/porpt	Portuguese settlement with over 100,000 inhabitants.
	place/city1_uppercase/porpt	Portuguese settlement with over 100,000 inhabitants, in uppercase.
	place/city2/porpt	Portuguese settlement with between 10,000 and 100,000 inhabitants.
	place/city2_uppercase/porpt	Portuguese settlement with between 10,000 and 100,000 inhabitants, in uppercase.
	place/district/porpt	Portuguese district.
	place/district_uppercase/porpt	Portuguese district in uppercase.
place_rummd.ecr	place/island/porpt	Portuguese island.
	place/island_uppercase/porpt	Portuguese island in uppercase.
	place/city1/rummd	Moldovan settlement with over 100,000 inhabitants.
	place/city1_uppercase/rummd	Moldovan settlement with over 100,000 inhabitants, in uppercase.
	place/city2/rummd	Moldovan settlement with between 10,000 and 100,000 inhabitants.
	place/city2_uppercase/rummd	Moldovan settlement with between

File	Entity	Description
		10,000 and 100,000 inhabitants, in uppercase.
	place/district/rummd	Moldovan district.
	place/district_uppercase/rummd	Moldovan district in uppercase.
place_rumro.ecr	place/city1/rumro	Romanian settlement with over 100,000 inhabitants.
	place/city1_uppercase/rumro	Romanian settlement with over 100,000 inhabitants, in uppercase.
	place/city2/rumro	Romanian settlement with between 10,000 and 100,000 inhabitants.
	place/city2_uppercase/rumro	Romanian settlement with between 10,000 and 100,000 inhabitants, in uppercase.
	place/county/rumro	Romanian county.
	place/county_uppercase/rumro	Romanian county in uppercase.
place_slksk.ecr	place/city1/slksk	Slovakian settlement with over 100,000 inhabitants.
	place/city1_uppercase/slksk	Slovakian settlement with over 100,000 inhabitants, in uppercase.
	place/city2/slksk	Slovakian settlement with between 10,000 and 100,000 inhabitants.
	place/city2_uppercase/slksk	Slovakian settlement with between 10,000 and 100,000 inhabitants, in uppercase.

File	Entity	Description
	place/region/slksk	Slovakian region.
	place/region_uppercase/slksk	Slovakian region in uppercase.
place_slvsi.ecr	place/city1/slvsi	Slovenian settlement with over 100,000 inhabitants.
	place/city1_uppercase/slvsi	Slovenian settlement with over 100,000 inhabitants, in uppercase.
	place/city2/slvsi	Slovenian settlement with between 10,000 and 100,000 inhabitants.
	place/city2_uppercase/slvsi	Slovenian settlement with between 10,000 and 100,000 inhabitants, in uppercase.
place_spaar.ecr	place/city1/spaar	Argentinian settlement with over 100,000 inhabitants.
	place/city1_uppercase/spaar	Argentinian settlement with over 100,000 inhabitants, in uppercase.
	place/city2/spaar	Argentinian settlement with between 10,000 and 100,000 inhabitants.
	place/city2_uppercase/spaar	Argentinian settlement with between 10,000 and 100,000 inhabitants, in uppercase.
	place/province/spaar	Argentinian province.
	place/province_uppercase/spaar	Argentinian province in uppercase.
	place/island/spaar	Argentinian island.

File	Entity	Description
	place/island_uppercase/spaar	Argentinian island in uppercase.
place_spabo.ecr	place/city1/spabo	Bolivian settlement with over 100,000 inhabitants.
	place/city1_uppercase/spabo	Bolivian settlement with over 100,000 inhabitants, in uppercase.
	place/city2/spabo	Bolivian settlement with between 10,000 and 100,000 inhabitants.
	place/city2_uppercase/spabo	Bolivian settlement with between 10,000 and 100,000 inhabitants, in uppercase.
	place/department/spabo	Bolivian department.
	place/department_uppercase/spabo	Bolivian department in uppercase.
	place/province/spabo	Bolivian province.
	place/province_uppercase/spabo	Bolivian province in uppercase.
place_spac1.ecr	place/city1/spac1	Chilean settlement with over 100,000 inhabitants.
	place/city1_uppercase/spac1	Chilean settlement with over 100,000 inhabitants, in uppercase.
	place/city2/spac1	Chilean settlement with between 10,000 and 100,000 inhabitants.
	place/city2_uppercase/spac1	Chilean settlement with between 10,000 and 100,000 inhabitants, in uppercase.
	place/region/spac1	Chilean region.
	place/region_uppercase/spac1	Chilean region in uppercase.

File	Entity	Description
	place/commune/spacl	Chilean commune.
	place/commune_uppercase/spacl	Chilean commune in uppercase.
place_spaco.ecr	place/city1/spaco	Colombian settlement with over 100,000 inhabitants.
	place/city1_uppercase/spaco	Colombian settlement with over 100,000 inhabitants, in uppercase.
	place/city2/spaco	Colombian settlement with between 10,000 and 100,000 inhabitants.
	place/city2_uppercase/spaco	Colombian settlement with between 10,000 and 100,000 inhabitants, in uppercase.
	place/department/spaco	Colombian department.
	place/department_uppercase/spaco	Colombian department in uppercase.
place_spaec.ecr	place/city1/spaec	Ecuadorian settlement with over 100,000 inhabitants.
	place/city1_uppercase/spaec	Ecuadorian settlement with over 100,000 inhabitants, in uppercase.
	place/city2/spaec	Ecuadorian settlement with between 10,000 and 100,000 inhabitants.
	place/city2_uppercase/spaec	Ecuadorian settlement with between 10,000 and 100,000 inhabitants, in uppercase.
	place/province/spaec	Ecuadorian province.

File	Entity	Description
	place/province_uppercase/spaec	Ecuadorian province in uppercase.
	place/island/spaec	Ecuadorian island.
	place/island_uppercase/spaec	Ecuadorian island in uppercase.
place_spaes.ecr	place/city1/spaes	Spanish settlements with over 100,000 inhabitants.
	place/city1_uppercase/spaes	Spanish settlements with over 100,000 inhabitants, in uppercase.
	place/city2/spaes	Spanish settlements with between 10,000 and 100,000 inhabitants.
	place/city2_uppercase/spaes	Spanish settlements with between 10,000 and 100,000 inhabitants, in uppercase.
	place/region/spaes	Region in Spain.
	place/region_uppercase/spaes	Region in Spain in uppercase.
	place/province/spaes	Province in Spain.
	place/province_uppercase/spaes	Province in Spain in uppercase.
	place/island/spaes	Balearic and Canary Islands.
	place/island_uppercase/spaes	Balearic and Canary Islands in uppercase.
place_spamx.ecr	place/city1/spamx	Mexican settlements with over 100,000 inhabitants.
	place/city1_uppercase/spamx	Mexican settlements with over 100,000 inhabitants, in uppercase.

File	Entity	Description
	place/city2/spamx	Mexican settlements with between 10,000 and 100,000 inhabitants.
	place/city2_uppercase/spamx	Mexican settlements with between 10,000 and 100,000 inhabitants, in uppercase.
	place/state/spamx	States in Mexico.
	place/state_uppercase/spamx	States in Mexico in uppercase.
	place/islands/spamx	Mexican islands.
	place/islands_uppercase/spamx	Mexican islands in uppercase.
place_spape.ecr	place/city1/spape	Peruvian settlement with over 100,000 inhabitants.
	place/city1_uppercase/spape	Peruvian settlement with over 100,000 inhabitants, in uppercase.
	place/city2/spape	Peruvian settlement with between 10,000 and 100,000 inhabitants.
	place/city2_uppercase/spape	Peruvian settlement with between 10,000 and 100,000 inhabitants, in uppercase.
	place/region/spape	Peruvian region.
	place/region_uppercase/spape	Peruvian region in uppercase.
place_spapy.ecr	place/city1/spapy	Paraguayan settlement with over 100,000 inhabitants.
	place/city1_uppercase/spapy	Paraguayan settlement with over 100,000 inhabitants, in uppercase.

File	Entity	Description
	place/city2/spapy	Paraguayan settlement with between 10,000 and 100,000 inhabitants.
	place/city2_uppercase/spapy	Paraguayan settlement with between 10,000 and 100,000 inhabitants, in uppercase.
	place/region/spapy	Paraguayan region.
	place/region_uppercase/spapy	Paraguayan region in uppercase.
	place/commune/spapy	Paraguayan commune.
	place/commune_uppercase/spapy	Paraguayan commune in uppercase.
place_spauy.ecr	place/city1/spauy	Uruguayan settlement with over 100,000 inhabitants.
	place/city1_uppercase/spauy	Uruguayan settlement with over 100,000 inhabitants, in uppercase.
	place/city2/spauy	Uruguayan settlement with between 10,000 and 100,000 inhabitants.
	place/city2_uppercase/spauy	Uruguayan settlement with between 10,000 and 100,000 inhabitants, in uppercase.
	place/department/spauy	Uruguayan department.
	place/department_uppercase/spauy	Uruguayan department in uppercase.
place_spave.ecr	place/city1/spave	Venezuelan settlement with over 100,000 inhabitants.
	place/city1_uppercase/spave	Venezuelan settlement with over 100,000 inhabitants, in uppercase.

File	Entity	Description
	place/city2/spave	Venezuelan settlement with between 10,000 and 100,000 inhabitants.
	place/city2_uppercase/spave	Venezuelan settlement with between 10,000 and 100,000 inhabitants, in uppercase.
	place/region/spave	Venezuelan region.
	place/region_uppercase/spave	Venezuelan region in uppercase.
	place/state/spave	Venezuelan state.
	place/state_uppercase/spave	Venezuelan state in uppercase.
	place/island/spave	Venezuelan island.
	place/island_uppercase/spave	Venezuelan island in uppercase.
place_srpme.ecr	place/city1/srpme	Montenegrin settlement with over 100,000 inhabitants.
	place/city1_uppercase/srpme	Montenegrin settlement with over 100,000 inhabitants, in uppercase.
	place/city2/srpme	Montenegrin settlement with between 10,000 and 100,000 inhabitants.
	place/city2_uppercase/srpme	Montenegrin settlement with between 10,000 and 100,000 inhabitants, in uppercase.
	place/municipality/srpme	Montenegrin municipality.
	place/municipality_uppercase/srpme	Montenegrin municipality in uppercase.
place_srprs.ecr	place/city1/srprs	Serbian settlement with over 100,000

File	Entity	Description
		inhabitants.
	place/city1_uppercase/srprs	Serbian settlement with over 100,000 inhabitants, in uppercase.
	place/city2/srprs	Serbian settlement with between 10,000 and 100,000 inhabitants.
	place/city2_uppercase/srprs	Serbian settlement with between 10,000 and 100,000 inhabitants, in uppercase.
	place/district/srprs	Serbian district.
	place/district_uppercase/srprs	Serbian district in uppercase.
place_swese.ecr	place/city1/swese	Swedish settlement with over 100,000 inhabitants.
	place/city1_uppercase/swese	Swedish settlement with over 100,000 inhabitants, in uppercase.
	place/city2/swese	Swedish settlement with between 10,000 and 100,000 inhabitants.
	place/city2_uppercase/swese	Swedish settlement with between 10,000 and 100,000 inhabitants, in uppercase.
	place/county/swese	Swedish county.
	place/county_uppercase/swese	Swedish county in uppercase.
	place/island/swese	Swedish island.
	place/island_uppercase/swese	Swedish island in uppercase.
place_turtr.ecr	place/city1/turtr	Turkish settlement with over 100,000 inhabitants.

File	Entity	Description
	place/city1_uppercase/turtr	Turkish settlement with over 100,000 inhabitants, in uppercase.
	place/city2/turtr	Turkish settlement with between 10,000 and 100,000 inhabitants.
	place/city2_uppercase/turtr	Turkish settlement with between 10,000 and 100,000 inhabitants, in uppercase.
	place/region/turtr	Turkish region.
	place/region_uppercase/turtr	Turkish region in uppercase.
	place/province/turtr	Turkish province.
	place/province_uppercase/turtr	Turkish province in uppercase.
	place/district/turtr	Turkish district.
	place/district_uppercase/turtr	Turkish district in uppercase.
profanity_chi.ecr	profanity/biological/chi	Potentially offensive term in Chinese pertaining to biological processes (including obscured representations).
	profanity/sexual/chi	Potentially offensive term in Chinese pertaining to sex (including obscured representations).
	profanity/personal/chi	Directly insulting term in Chinese (including obscured representations).
	profanity/exclaim/chi	Potentially offensive term in Chinese pertaining to exclamation (including obscured representations).
	profanity/chi	Any potentially offensive Chinese term

File	Entity	Description
		<p>(including obscured representations).</p> <p>Eduction gives higher scores to matches with a greater tendency to offend.</p> <p>The following <code>MinScore</code> parameter values are provided as a guide:</p> <ul style="list-style-type: none"> • <code>MinScore=0.7</code> removes many weakly offensive terms and phrases • <code>MinScore=1.1</code> returns moderately-offensive terms and phrases • <code>MinScore=1.3</code> returns only strongly offensive terms and phrases • <code>MinScore=2.5</code> returns no matches at all
	profanity/phrase/chi	<p>Any potentially offensive Chinese phrase (including obscured representations).</p> <p>The following <code>MinScore</code> parameter values are provided as a guide:</p> <ul style="list-style-type: none"> • <code>MinScore=0.7</code> removes many weakly offensive terms and phrases • <code>MinScore=1.1</code> returns moderately-offensive terms and phrases • <code>MinScore=1.3</code> returns only strongly offensive terms and phrases • <code>MinScore=3.0</code> returns no matches at all
profanity_eng.ecr	profanity/blasphemous/eng	Religious term often used for blasphemy (including obscured representations).

File	Entity	Description
	profanity/homophobic/eng	Homophobic term (including obscured representations).
	profanity/racial/eng	Racial derogatory term (including obscured representations).
	profanity/personal/eng	Personally insulting term. Contains all racial and homophobic offensive terms (including obscured representations).
	profanity/sexual/eng	Potentially offensive term pertaining to sex (including obscured representations).
	profanity/biological/eng	Potentially offensive term pertaining to biological processes (including obscured representations).
	profanity/censored/eng	Word that appears in the text in a fully-censored format.
	profanity/eng	<p>Any potentially-offensive English term (including obscured representations)</p> <p>Eduction gives higher scores to matches with a greater tendency to offend.</p> <p>The following <code>MinScore</code> parameter values are provided as a guide:</p> <ul style="list-style-type: none"> • <code>MinScore=0.1</code> removes false matches, for example from URL shorteners • <code>MinScore=0.7</code> removes many weakly offensive terms and phrases • <code>MinScore=1.1</code> returns moderately-offensive terms and phrases

File	Entity	Description
		<ul style="list-style-type: none">• MinScore=1.3 returns only strongly offensive terms and phrases• MinScore=2.5 returns no matches at all

S

File	Entity	Description
sentiment_ara.ecr	sentiment/positive/ara	An Arabic phrase that expresses a positive statement. Supports the TOPIC and SENTIMENT components.
	sentiment/negative/ara	An Arabic phrase that expresses a negative statement. Supports the TOPIC and SENTIMENT components.
	sentiment/ara	<p>A positive or negative phrase in Arabic. This entity adds a POSITIVE or NEGATIVE component wrapper to an empty string after the match. You can use this component to determine the sentiment of the phrase. Use this entity when faster performance is desirable.</p> <p>Micro Focus recommends that you configure Education to allow all duplicates, and set <code>TangibleCharacters</code> to <code>;;@#</code>.</p>
sentiment_chi.ecr	sentiment/positive/chi	A Chinese phrase that expresses a positive statement. Supports the TOPIC and SENTIMENT components.
	sentiment/negative/chi	A Chinese phrase that expresses a negative statement. Supports the TOPIC and SENTIMENT components.
	sentiment/chi	<p>A positive or negative phrase in Chinese. This entity adds a POSITIVE or NEGATIVE component wrapper to an empty string after the match. You can use this component to determine the sentiment of the phrase. Use this entity when faster performance is desirable.</p> <p>Micro Focus recommends that you configure Education to allow all duplicates, and set <code>TangibleCharacters</code> to <code>;;@#</code>.</p>

File	Entity	Description
sentiment_cze.ecr	sentiment/positive/cze	A Czech phrase that expresses a positive statement. Supports the TOPIC and SENTIMENT components.
	sentiment/negative/cze	A Czech phrase that expresses a negative statement. Supports the TOPIC and SENTIMENT components.
	sentiment/cze	<p>A positive or negative phrase in Czech. This entity adds a POSITIVE or NEGATIVE component wrapper to an empty string after the match. You can use this component to determine the sentiment of the phrase. Use this entity when faster performance is desirable.</p> <p>Micro Focus recommends that you configure Education to allow all duplicates, and set TangibleCharacters to :;@#.</p>
sentiment_dut.ecr	sentiment/positive/dut	A Dutch phrase that expresses a positive statement. Supports the TOPIC and SENTIMENT components.
	sentiment/negative/dut	<p>A Dutch phrase that expresses a negative statement. Supports the TOPIC and SENTIMENT components.</p> <p>Micro Focus recommends that you configure Education to allow all duplicates, and set TangibleCharacters to :;@#.</p>
sentiment_eng.ecr	sentiment/positive/eng	An English phrase that expresses a positive statement. Supports the TOPIC and SENTIMENT components.
	sentiment/negative/eng	An English phrase that expresses a negative statement. Supports the TOPIC and SENTIMENT components.
	sentiment/eng	A positive or negative phrase in English. This entity adds a POSITIVE or NEGATIVE component wrapper to an empty string after the match. You can use this component to determine the sentiment of the phrase. Use

File	Entity	Description
		<p>this entity when faster performance is desirable.</p> <p>Micro Focus recommends that you configure Education to allow all duplicates, and set <code>TangibleCharacters</code> to <code>;;@#</code>.</p>
sentiment_basic_eng.ecr	sentiment/positive/eng sentiment/negative/eng sentiment/eng	<p>If recall with <code>sentiment_eng.ecr</code> is too low, and your documents are generally short comments, use <code>sentiment_basic_eng.ecr</code> to extract additional matches. This grammar contains carefully-selected lists of positive and negative terms that help determine the sentiment of a document in which <code>sentiment_eng.ecr</code> found no matches.</p> <p>TOPIC and SENTIMENT components are not supported.</p> <p><code>sentiment_basic_eng.ecr</code> contains terms in title case, but research shows that for most data these impair recall, so these are given a lower score. Micro Focus recommends that you set <code>EntityMinScoreN</code> to <code>0.4</code> to filter out these terms unless you need them.</p>
sentiment_fre.ecr	sentiment/positive/fre	A French phrase that expresses a positive statement. Supports the TOPIC and SENTIMENT components.
	sentiment/negative/fre	A French phrase that expresses a negative statement. Supports the TOPIC and SENTIMENT components.
	sentiment/fre	<p>A positive or negative phrase in French. This entity adds a POSITIVE or NEGATIVE component wrapper to an empty string after the match. You can use this component to determine the sentiment of the phrase. Use this entity when faster performance is desirable.</p> <p>Micro Focus recommends that you configure Education to allow all duplicates, and set <code>TangibleCharacters</code> to</p>

File	Entity	Description
		;;@#.
sentiment_ger.ecr	sentiment/positive/ger	A German phrase that expresses a positive statement. Supports the TOPIC and SENTIMENT components.
	sentiment/negative/ger	A German phrase that expresses a negative statement. Supports the TOPIC and SENTIMENT components.
	sentiment/ger	<p>A positive or negative phrase in German. This entity adds a POSITIVE or NEGATIVE component wrapper to an empty string after the match. You can use this component to determine the sentiment of the phrase. Use this entity when faster performance is desirable.</p> <p>Micro Focus recommends that you configure Education to allow all duplicates, and set TangibleCharacters to ;;;@#.</p>
sentiment_ita.ecr	sentiment/positive/ita	An Italian phrase that expresses a positive statement. Supports the TOPIC and SENTIMENT components.
	sentiment/negative/ita	An Italian phrase that expresses a negative statement. Supports the TOPIC and SENTIMENT components.
	sentiment/ita	<p>A positive or negative phrase in Italian. This entity adds a POSITIVE or NEGATIVE component wrapper to an empty string after the match. You can use this component to determine the sentiment of the phrase. Use this entity when faster performance is desirable.</p> <p>Micro Focus recommends that you configure Education to allow all duplicates, and set TangibleCharacters to ;;;@#.</p>
sentiment_pol.ecr	sentiment/positive/pol	A Polish phrase that expresses a positive statement. Supports the TOPIC and SENTIMENT components.

File	Entity	Description
	sentiment/negative/pol	A Polish phrase that expresses a negative statement. Supports the TOPIC and SENTIMENT components.
	sentiment/pol	<p>A positive or negative phrase in Polish. This entity adds a POSITIVE or NEGATIVE component wrapper to an empty string after the match. You can use this component to determine the sentiment of the phrase. Use this entity when faster performance is desirable.</p> <p>Micro Focus recommends that you configure Education to allow all duplicates, and set TangibleCharacters to :;@#.</p>
sentiment_por.ecr	sentiment/positive/por	A Portuguese phrase that expresses a positive statement. Supports the TOPIC and SENTIMENT components.
	sentiment/negative/por	A Portuguese phrase that expresses a negative statement. Supports the TOPIC and SENTIMENT components.
	sentiment/por	<p>A positive or negative phrase in Portuguese. This entity adds a POSITIVE or NEGATIVE component wrapper to an empty string after the match. You can use this component to determine the sentiment of the phrase. Use this entity when faster performance is desirable.</p> <p>Micro Focus recommends that you configure Education to allow all duplicates, and set TangibleCharacters to :;@#.</p>
sentiment_rus.ecr	sentiment/positive/rus	A Russian phrase that expresses a positive statement. Supports the TOPIC and SENTIMENT components.
	sentiment/negative/rus	A Russian phrase that expresses a negative statement. Supports the TOPIC and SENTIMENT components.

File	Entity	Description
	sentiment/rus	<p>A positive or negative phrase in Russian. This entity adds a POSITIVE or NEGATIVE component wrapper to an empty string after the match. You can use this component to determine the sentiment of the phrase. Use this entity when faster performance is desirable.</p> <p>Micro Focus recommends that you configure Education to allow all duplicates, and set TangibleCharacters to :;@#.</p>
sentiment_spa.ecr	sentiment/positive/spa	A Spanish phrase that expresses a positive statement. Supports the TOPIC and SENTIMENT components.
	sentiment/negative/spa	A Spanish phrase that expresses a negative statement. Supports the TOPIC and SENTIMENT components.
	sentiment/spa	<p>A positive or negative phrase in Spanish. This entity adds a POSITIVE or NEGATIVE component wrapper to an empty string after the match. You can use this component to determine the sentiment of the phrase. Use this entity when faster performance is desirable.</p> <p>Micro Focus recommends that you configure Education to allow all duplicates, and set TangibleCharacters to :;@#.</p>
sentiment_tur.ecr	sentiment/positive/tur	A Turkish phrase that expresses a positive statement. Supports the TOPIC and SENTIMENT components.
	sentiment/negative/tur	A Turkish phrase that expresses a negative statement. Supports the TOPIC and SENTIMENT components.
	sentiment/tur	A positive or negative phrase in Turkish. This entity adds a POSITIVE or NEGATIVE component wrapper to an empty string after the match. You can use this component to determine the sentiment of the phrase. Use

File	Entity	Description
		<p>this entity when faster performance is desirable.</p> <p>Micro Focus recommends that you configure Eduction to allow all duplicates, and set TangibleCharacters to :;@#.</p>

T

File	Entity	Description
team_american_football.ecr	org/football/us	American Football team in the U.S.
	org/football/ca	Canadian Football team in Canada. All synonyms for team names produce the same normalized text (for example, <i>The Bears</i> normalizes to <i>Chicago Bears</i>) to identify variant team names.
team_baseball.ecr	org/baseball/mlb	Major League baseball team in the U.S. and Canada. All synonyms for team names produce the same normalized text (for example, <i>LA Dodgers</i> normalizes to <i>Los Angeles Dodgers</i>) to identify variant team names.
team_basketball.ecr	org/basketball/nba	Basketball team in the NBA. All synonyms for team names produce the same normalized text (for example, <i>Sixers</i> normalizes to <i>Philadelphia 76ers</i>) to identify variant team names.
team_hockey.ecr	org/hockey/nhl	Hockey team in the NHL. All synonyms for team names produce the same normalized text (for example, <i>NJ Devils</i> normalizes to <i>New Jersey Devils</i>) to identify variant team names.

File	Entity	Description
team_soccer.ecr	org/soccer/us	Soccer team in U.S. and Canada (Major League Soccer).
	org/soccer/gb	Football (soccer) team in the United Kingdom. Set EntityMinScoreN=0.99 to filter out ambiguous names such as <i>Celtic</i> .
	org/soccer/de	Football (soccer) team in Germany (current Bundesliga teams). Set EntityMinScoreN=0.99 to filter out ambiguous names such as <i>Wolfsburg</i> .
	org/soccer/fr	Football (soccer) team in France. Set EntityMinScoreN=0.99 to filter out ambiguous names such as <i>Nice</i> .
	org/soccer/nl	Football (soccer) team in the Netherlands. Set EntityMinScoreN=0.99 to filter out ambiguous names such as <i>Ajax</i> .
	org/soccer/es	Football (soccer) team in Spain (current Primera & Segunda Divisiones teams). Set EntityMinScoreN=0.99 to filter out ambiguous names such as <i>Barcelona</i> .
	org/soccer/it	<p>Football (soccer) team in Italy (current teams in Serie A and Serie B). Set EntityMinScoreN=0.99 to filter out ambiguous names such as <i>Inter</i>.</p> <p>All synonyms for team names produce the same normalized text (for example, <i>Man United</i> normalizes to <i>Manchester United</i>) to identify variant team names.</p>

File	Entity	Description
time_chi.ecr	time/time_of_day/chi	A descriptive time of day in Chinese.
	time/time_of_day_simplified/chi	A descriptive time of day in simplified Chinese.
	time/period/chi	An amount of time in Chinese.
	time/period_simplified/chi	An amount of time in simplified Chinese.
	time/alpha_time/chi	Time of the day in Chinese words.
	time/alpha_time_simplified/chi	Time of the day in simplified Chinese words and ASCII numbers.
	time/hms/chi	Time in hours and minutes with optional seconds and fractions thereof.
	time/hms_simplified/chi	Time in hours and minutes with optional seconds and fractions thereof, in simplified Chinese and ASCII numbers.
	time/chi	Any time of day in Chinese, in a variety of formats.
	time/simplified/chi	Any time of day in simplified Chinese and ASCII numbers, in a variety of formats.
time_eng.ecr	time/time_of_day/eng	A descriptive time of day in English. For example, <i>dawn, morning, Mid-afternoon.</i>
	time/period/eng	An amount of time. For example, <i>day, quarter, month, decades.</i>
	time/alpha_time/eng	Time of day in English words, for example, <i>4 o'clock, ten past five.</i>
	time/hms/eng	Time in hours and minutes with optional seconds and fractions thereof.

File	Entity	Description
	time/eng	<p>Any time in English or numeric format. Supported formats include:</p> <ul style="list-style-type: none"> • 20:20 GMT+0100 • 00:15 • 4:54 • 20:20:20.2020202020202020 • 04:54 a.m. • 02:20 at night • quarter past midnight • 20 to midnight • ten past six • One o'clock • 6.10pm • 1.49 in the afternoon • noon • 5:00 UTC+1 • 19:15 Hawaii-Aleutian Time
time_fre.ecr	time/time_of_day/fre	A descriptive time of day in French. For example, <i>l'aube, Matin</i> .
	time/period/fre	An amount of time. For example, <i>une décennie, un siècle</i> .
	time/alpha_time/fre	Time of day in French words. For example, <i>sept heures du matin, trois heures de l'après-midi</i> .
	time/hms/fre	Time in hours and minutes with optional seconds and fractions thereof.
	time/fre	Any time in French or numeric format. Supported formats

File	Entity	Description
		<p>include:</p> <ul style="list-style-type: none"> • 20:20 GMT+0100 • 00:15 • 4:54 • 20:20:20.2020202020202020 • 04:54 du matin • 4.54 de la nuit • minuit et 15 • midi moins vingt • 6 heures 20 du soir • 1 heure 49 de l'apres midi • une heure trente cinq • six heures et dix • midi • 5:00 UTC+1 • 19:15 PDT
time_ger.ecr	time/time_of_day/ger	A descriptive time of day. For example, <i>Nachmittag</i> .
	time/period/ger	An amount of time in German (all declensions). For example, <i>Jahrzehnt</i> .
	time/alpha_time/ger	Time of day in German words. For example, <i>fünf nach zehn</i> .
	time/hms/ger	Time in hours and minutes with optional seconds and fractions thereof.
	time/ger	Any time in German or numeric format. Supported formats include:

File	Entity	Description
		<ul style="list-style-type: none"> • 20:20 GMT+0100 • 00:15 • 4:54 • 20:20:20.2020202020202020 • 04:54 morgens • 4.54 nachts • viertel nach mitternacht • 6.20 nachmittags • 1 Uhr 49 nachmittags • Fünf Uhr • Sechs Uhr Zehn • mittag • 5:00 UTC+1 • 19:15 PDT
time_ita.ecr	time/time_of_day/ita	A descriptive time of day in Italian. For example, <i>pomeriggio</i> .
	time/period/ita	An amount of time in Italian. For example, <i>giorno, Mesi, secolo</i> .
	time/alpha_time/ita	Time of day in Italian words. For example, <i>Sono le 4, 5 y 10 del pomeriggio, mezzanotte meno cinque</i> .
	time/hms/ita	Time in hours and minutes with optional seconds and fractions thereof.
	time/ita	Any time in Italian or numeric format. Supported formats include: <ul style="list-style-type: none"> • 20:20 GMT+0100

File	Entity	Description
		<ul style="list-style-type: none"> • 00:15 • 4:54 • 20:20:20.2020202020202020 • 4.54 del mattino • Tre e tre quarti di notte • un quarto alle sette • dieci all'una • sono le due meno cinque • 6 e 20 • 1 e 49 del pomeriggio • 13:35 • sei e dieci • Mezzo giorno • 5:00 UTC+1 • 19:15 PDT
time_numeric.ecr	time/hms12	12-hour time in hours and minutes, with optional seconds and fractions.
	time/hms24	24-hour time in hours and minutes, with optional seconds and fractions.
	time/tz_abbrev	Standard timezone abbreviations.
	time/tz_abbrev_plus	Standard timezone abbreviations with optional +/- hh:mm modifier.
time_por.ecr	time/time_of_day/por	A descriptive time of day in Portuguese. For example, <i>manhã, pôr do sol</i> .
	time/period/por	An amount of time in Portuguese. For example, <i>dia, Mês</i> ,

File	Entity	Description
		<i>séculos.</i>
	time/alpha_time/por	Time of day in Portuguese words. For example, <i>São dez, doze e um quarto da noite, meia-noite menos 15.</i>
	time/hms/por	Time in hours and minutes with optional seconds and fractions thereof.
	time/por	Any time in Portugese. Supported formats include: <ul style="list-style-type: none"> • 20:20 GMT+0100 • 00:15 • 4:54 • 20:20:20.2020202020202020 • 4.54 da manhã • doze e quarto da noite (Brazilian Portuguese) • São vinte e cinco para as cinco da manhã • cinco e vinte da manhã • 1 e 49 da tarde • 13:35 • seis e dez • Meio-dia • 5:00 UTC+1 • 19:15 PDT • 7 em ponto
time_spa.ecr	time/time_of_day/spa	A descriptive time of day in Spanish. For example, <i>a la medianoche, al amanecer.</i>
	time/period/spa	An amount of time in Spanish. For example, <i>década.</i>

File	Entity	Description
	time/alpha_time/spa	Time of day in Spanish words. For example, <i>a media mañana</i> .
	time/hms/spa	Time in hours and minutes with optional seconds and fractions thereof.
	time/spa	Any time in Spanish or numeric format. Supported formats include: <ul style="list-style-type: none"> • 20:20 GMT+0100 • 00:15 • 4:54 • 20:20:20.2020202020202020 • 04:54 de la mañana • 4.54 por la noche • doce y cuarto de la noche • Son las cinco menos veinticinco de la mañana • cinco y veinte de la mañana • 1 y 49 de la tarde • 13:35 • seis y diez • mediodía • 5:00 UTC+1 • 19:15 PDT • 7 en punto
transport_airport.ecr	airport/icao	Airport ICAO code.
	airport/iata	Airport IATA code.
transport_car.ecr	car/make_model	Make and model of car.

U

File	Entity	Description
university.ecr	org/university	A university.

Standard Grammar – Source

Eduction includes standard grammar files in source form (XML) and their compiled equivalents (ECR). The source files import compiled Eduction standard grammar files and illustrate sample usage. Customers can modify these XML source files and recompile them to customize a grammar for the needs of an Eduction application. The following table lists public entities defined in the XML source files. It excludes the public entities that are republished from the imported Eduction ECR grammar files.

File	Entity	Description
measure.xml	measure/all/eng	An editable collection of patterns that match length, area, volume, and mass.
money.xml ¹	money/all	All currency amounts. NOTE: This grammar file supports some English alphabetic numbers, for example, <i>seven cents</i> , <i>\$12 million</i> , <i>one hundred dollars</i> , <i>£5m</i> .
pci_dss.xml	pci_dss/person_name/engus pci_dss/date/engus pci_dss/credit_card/engus pci_dss/bank_names/engus	Person names. Dates. Credit and debit card numbers. Bank names.
pii.xml	pii/person_name/engus pii/phone_number/engus pii/email_address/engus	Personal names. Phone numbers. Email addresses.

¹When matching symbols in the money entities, the Eduction option `MatchWholeWord` must be set to 0 (false). Otherwise, when encountering a string such as \$10.70, Eduction will not recognize that \$ is the start of a token. Instead, it looks only for matches starting on the 1 and on the 7, and will not return \$10.70.

File	Entity	Description
	pii/ip_address/engus	IP addresses.
	pii/social_security/engus	Social Security numbers.
	pii/car_numberplate/engus	Car license plate numbers.
	pii/driver_license/engus	Driver's license numbers.
	pii/credit_card/engus	Credit and debit card numbers.
	pii/date/engus	Dates.
	pii/country	Countries.
	pii/state/engus	U.S. states or possessions.
	pii/county/engus	U.S. counties.
	pii/city/engus	U.S. cities.
	pii/address/engus	Geographical addresses.
	pii/zipcode/engus	U.S. zipcodes.
	pii/age/engus	Age.
	pii/gender/engus	Gender.
	pii/race/engus	Race.
	pii/job_title/engus	Job title.
	pii/disease_and_condition/engus	Disease or medical condition.
	pii/account_number/engus	Generic account number with 6-8 digits in a predictable context.
	pii/license_number/engus	Generic license number with specific alphanumeric format.
	pii/facebook_url/engus	Example URL for a personal Web page (Facebook).
place_europe.xml	place/country/europe	European country in English (and some local languages).
	place/country_	European country in English and local languages (uppercase).

File	Entity	Description
	uppercase/europe place/city1/europe place/city1_ uppercase/europe place/city2/europe place/city2_ uppercase/europe place/region/Europe place/region_ uppercase/Europe	European settlement with over 100,000 inhabitants, in local language. European settlement with over 100,000 inhabitants, in local language (uppercase). European settlement with between 10,000 and 100,000 inhabitants, in local language. European settlement with between 10,000 and 100,000 inhabitants, in local language (uppercase). High-level administrative division, in local language. High-level administrative division, in local language (uppercase).
place_south_america.xml	place/country/south_america place/country_ uppercase/south_america place/city1/south_america place/city1_ uppercase/south_america place/city2/south_america place/city2_ uppercase/south_america place/island/south_america place/island_ uppercase/south_america place/region/south_america	South American country in English, Spanish, or Portuguese. South American country in English, Spanish, or Portuguese (uppercase). South American settlement with over 100,000 inhabitants, in local language. South American settlement with over 100,000 inhabitants, in local language (uppercase). South American settlement with between 10,000 and 100,000 inhabitants, in local language. South American settlement with between 10,000 and 100,000 inhabitants, in local language (uppercase). South American island, in local language. South American island, in local language (uppercase). High-level administrative division, in local language. High-level administrative division, in local language (uppercase).

File	Entity	Description
	place/region_ uppercase/south_america	
retention.xml	retention/admission_date retention/discharge_date retention/birth_date retention/age/eng	Admission date. Discharge date. Birth date. Age.
sample.xml	sample/solar_system	A simple entity for planets of the solar system.
sentiment_ user_chi.xml	sentiment/user_client_ name sentiment/user_client_ brand sentiment/user_client_rv1_ name sentiment/user_client_rv1_ brand sentiment/user_third_ party_company_name sentiment/user_third_ party_company_brand sentiment/user_positive_ adjective sentiment/user_negative_ adjective sentiment/user_positive_ noun	You can use these files to modify the sentiment analysis grammar files for the relevant languages to give access to extra domain-specific vocabulary.

File	Entity	Description
	sentiment/user_negative_noun sentiment/user_neutral_noun sentiment/user_positive_verb sentiment/user_negative_verb sentiment/user_neutral_verb sentiment/user_positive_idiom sentiment/user_negative_idiom	
sentiment_user_ara.xml	sentiment/user_positive_adjective	
sentiment_user_cze.xml	sentiment/user_negative_adjective	
sentiment_user_eng.xml	sentiment/user_neutral_adjective	
sentiment_user_fre.xml	sentiment/user_positive_adverb	
sentiment_user_ger.xml	sentiment/user_negative_adverb	
sentiment_user_ita.xml	sentiment/user_neutral_adverb	
sentiment_	sentiment/user_positive_	

File	Entity	Description
user_pol.xml	noun	
sentiment_ user_por.xml	sentiment/user_negative_ noun	
sentiment_ user_rus.xml	sentiment/user_neutral_ noun	
sentiment_ user_spa.xml	sentiment/user_positive_ verb	
sentiment_ user_tur.xml	sentiment/user_negative_ verb	
	sentiment/user_neutral_ verb	
	sentiment/user_positive_ match	
	sentiment/user_negative_ match	
	sentiment/user_good_noun (English only)	

The entities above incorporate the compiled Education entities in combination with Education XML grammar to create additional entities. The XML illustrates how to use the compiled Education entities. You can modify these XML files and compile them into Education ECR files that can then be used for specific applications.

The Education grammar files have three advantages:

- Allows for fine-grained access to basic entities that include more complex entities. Allows you to customize the complex entities to increase the precision and recall of the matching process.
- Provides both the compiled ECR grammar files as well as source-form XML grammar files that reference them.
- Separate ECR files reduce the memory footprint and file size.

Chapter 5: Grammar Reference

Eduction uses Grammar files to identify and tag entities in documents. They are written in XML in a format specific to Eduction. They are then compiled, using the Eduction command-line tool, into ECR files that Eduction can easily read at runtime. Eduction includes a collection of standard grammar files that make it easy to identify common entities such as names and phone numbers. These are described in .

- [Create and Edit Grammar Files](#)275
- [Example Grammar Files](#)287
- [Eduction Grammar DTD](#)290

Create and Edit Grammar Files

- [Compile Grammars](#)276
- [Eduction Grammar Syntax](#)276
 - [<grammars>](#)277
 - [<include>](#)278
 - [<publish>](#)278
 - [<grammar>](#)278
 - [<extern>](#)279
 - [<entity>](#)279
 - [<entry>](#)280
 - [<headword>](#)281
 - [<synonym>](#)282
 - [<pattern>](#)282
- [Regular Expressions](#)283
 - [Operators](#)283
 - [Quantifiers](#)284
 - [Metacharacters](#)284
 - [Extensions](#)285
 - [Token Properties](#)287

An Eduction grammar defines patterns for matching text in a document. A pattern is a combination of characters and operators. An operator is a sequence of special characters that match text by following the rules associated with the operator.

Pattern	Description	Matches
Smith John	Match either <i>Smith</i> or <i>John</i>	<i>Smith</i>

Pattern	Description	Matches
		<i>John</i>
[0-9]{3}	Match a sequence of three characters in the range 0 through 9	123 456

In the above example, the square bracket operators `[]` are used to match on any of the characters 0 through 9 and the curly braces `{}` are used to repeat the previous pattern three times.

Grammars are described using XML. The template that defines the XML that Education understands is contained in the file `edk.dtd`. When writing grammars for Education, Micro Focus recommends that you reference `edk.dtd` at the start of the XML grammar file using the include statement, and that you use a DTD-compatible XML authoring tool to eliminate syntax errors and save time.

Here is an example of a simple Education grammar:

```
<?xml version="1.0" encoding="UTF-8"?>
<!DOCTYPE grammars SYSTEM "edk.dtd">
<grammars>
  <grammar name="mygrammar">
    <entity name="name" type="public">
      <pattern>Smith|John</pattern>
    </entity>
    <entity name="digits" type="public">
      <pattern>[0-9]{3}</pattern>
    </entity>
  </grammar>
</grammars>
```

This grammar defines two entities: `mygrammar/name` and `mygrammar/digits`.

For a more extensive set of example Education grammar files, see [Example Grammar Files](#), on page 287.

Compile Grammars

After a grammar is written, compile the XML file into an ECR file using the Education command-line tool `edktool`. XML files are easy for people to read, but inefficient for computers to process. `edktool` transforms the XML file into an ECR file that is efficient for Education to use directly. An example of the `edktool` compile command is:

```
edktool c mygrammar.xml
```

This command produces the output file `mygrammar.ecr`.

Education Grammar Syntax

- `<grammars>` 277
- `<include>` 278

• <publish>	278
• <grammar>	278
• <extern>	279
• <entity>	279
• <entry>	280
• <headword>	281
• <synonym>	282
• <pattern>	282

The tables in this section describe the Education grammar syntax defined in the `edk.dtd` (see [Education Grammar DTD](#), on page 290).

In the tables, terms shown in *italics* are deprecated, but are kept for backward compatibility. The terms in angled brackets `<>` describe the value that must be inserted. Note that the XML elements, attributes, and values are defined in lower case. Although the Education compiler accepts uppercase element and attribute names, this functionality is deprecated, but retained for backward compatibility. The `edk.dtd` file represents the current definition for Education grammar files, and must be followed for all Education grammars.

NOTE:

Two deprecated elements are missing from the tables below: `dictionary` and `entryset`. These are synonymous with `grammar` and `entity` respectively, and, although not documented, are retained for backward compatibility.

<grammars>

Element: grammars

Child Elements: include, grammar

Description: This is the top-level element in an Education grammar.

Example: `<grammars version="1.0" debug="true" case="sensitive">`

Attribute	Value	Default	Description
version	<code><version string></code>	none	An optional character string providing version information for the grammar.
case	sensitive <i>1/on/yes/true</i> insensitive <i>0/off/no/false</i> inherited	inherited	Determines whether a match is case sensitive. The value <i>inherited</i> takes the value from the application level, which in the case of Education applications is usually <i>sensitive</i> .
debug	true <i>1/on/yes/true</i>	false	Displays verbose information for the grammars element while <code>edktool</code> compiles the grammar.

Attribute	Value	Default	Description
	false <i>0/off/no/false</i>		

<include>

Element: include

Child Elements: publish

Description: References another Eduction grammar file for inclusion.

Example: `<include path="winter_names.ecr" type="private"/>`

Attribute	Value	Default	Description
path	<path to the grammar file>		A value is required.
type	public private	public	The default setting of public allows entities in included XML grammars to retain their private/public visibility. (Included ECR grammars, by definition of a compiled grammar, only contain public entities.) Setting the type attribute to private hides the included public entities from being visible in the file that includes the grammar.

<publish>

Element: publish

Child Elements: <none>

Description: Makes a private entity public. The entity can be anywhere in an included XML file chain. Note that private entities cannot be accessed in a compiled ECR file, so that even if the name of the private entity is known, publish is not able to make it public.

Example: `<publish name="grammar2/g2e2"/>`

Attribute	Value	Default	Description
name	<entity name>		Makes a private entity in an included XML file public. A value is required.

<grammar>

Element: grammar

Child Elements: extern, entity

Description: Defines a grammar, which is a collection of entities. Entities are used for matching.

Example: <grammar name="grammar1" case="inherited" extend="disallow" debug="inherited">

Attribute	Value	Default	Description
name	<grammar name>		A value is required.
case	sensitive 1/on/yes/true insensitive 0/off/no/false inherited	inherited	Determines whether a match is case sensitive. The value <i>inherited</i> accepts the case matching mode of the grammars parent.
extend	append replace disallow	disallow	Extends or replaces an existing grammar definition, or disallows this if one already exists.
debug	true 1/on/yes/true false 0/off/no/false inherited	inherited	Displays verbose information for the dictionary element during compilation. The value <i>inherited</i> accepts the debug mode of the grammars parent.

<extern>

Element: extern

Child Elements: <none>

Description: Identifies an external grammar by name so that the entities contained by the grammar do not have to explicitly name the grammar. For example, if another grammar is *grammar1* and an entity within it is *entity1*, then in the current grammar, the entity can be referred to as simply *entity1* rather than *grammar1/entity1*.

Example: <extern name="grammar2"/>

Attribute	Value	Default	Description
name	<grammar name>		Identifies the name of the grammar. A value is required.

<entity>

Element: entity

Child Elements: entry, pattern

Description: Defines an entity used for matching.

Example: <entity name="entity1" type="public" case="insensitive" extend="disallow" debug="true">

Attribute	Value	Default	Description
name	<grammar name>		A value is required.
type	public private	private	Defines the entity as public or private.
case	sensitive <i>1/on/yes/true</i> insensitive <i>0/off/no/false</i> inherited	inherited	Determines whether a match is case sensitive. The value <i>inherited</i> accepts the case matching mode of the <i>grammar's</i> parent.
extend	append replace disallow	disallow	Extends or replaces an existing entity definition.
debug	true <i>1/on/yes/true</i> false <i>0/off/no/false</i> inherited	inherited	Displays verbose information for the entity element during compilation. The value <i>inherited</i> accepts the debug mode of the <i>grammar</i> parent.

<entry>

Element: entry

Child Elements: headword, synonym

Description: An entry represents an individual entry that is matched in an entity. The entry has one or more attributes such as the actual phrase that is returned (the *headword*), the case, and so on.

Example: <entry headword="mat" score=".3" case="inherited" debug="inherited">

Attribute	Value	Default	Description
headword	#CDATA		The dictionary entry. Headword can be an attribute or a subelement, but it must be one or the other.
score	>= 0	1	Can be used to assign any weightings to the matches. <ul style="list-style-type: none"> A score of 1 is the default score. A score of 0 always excludes the matching tag from the

Attribute	Value	Default	Description
			<p>results, and can be used to specify exceptions to grammar rules.</p> <p>You can use these weightings for a variety of purposes:</p> <ul style="list-style-type: none"> • They can represent the confidence the grammar author has in the accuracy of the match (where a value of 1 represents certainty, and lower values represent lesser confidence). • They can represent the importance of a match - for example, in the sentiment grammars the scoring represents the strength of the sentiment in the match. <p>Multiple scores are multiplied. For example, if a match on an entity has a score of 1.5, and that entity is used in another entity that also has a score of 0.4, the resulting score is 0.6.</p> <p>If a minimum score is specified during extraction, only those matches with a sufficiently high score are extracted. You can also display the exact scores of any match during extraction.</p> <p>NOTE: Entries and patterns should be assigned a score no lower than 0.01 and no higher than 100.</p>
case	sensitive <i>1/on/yes/true</i> insensitive <i>0/off/no/false</i> inherited	inherited	Determines whether a match is case sensitive. The value <i>inherited</i> accepts the case matching mode of the <i>entryset</i> parent.
debug	true <i>1/on/yes/true</i> false <i>0/off/no/false</i> inherited	inherited	Displays verbose information for the entry element during compilation. The value <i>inherited</i> accepts the debug mode of the <i>entryset</i> parent.

<headword>

Element: headword

Child Elements: <none>

Description: A headword is the sequence of characters that produce an entity match.

Example: See example in [<entry>](#), on the previous page.

Attribute	Value	Default	Description
<element contents>	<the headword>		The headword value. Note that if the <code>entry</code> element contains a headword attribute, it cannot have a headword subelement.
case	sensitive <i>1/on/yes/true</i> insensitive <i>0/off/no/false</i> inherited	inherited	Determines whether a match is case sensitive. The value <code>inherited</code> accepts the case matching mode of the <code>entry</code> parent.
score	>= 0	1	See description in <entry> , on page 280.

<synonym>

Element: synonym

Child Elements: <none>

Description: A synonym is an alternative sequence of characters to a headword. Synonym matching produces an entity match, but returns the headword in place of the matching synonym. For example, if you search for *dog* with the synonym *canine* enabled, matches for *canine* return as if they matched *dog*.

Example:

```
<entry headword="Vatican City">
  <synonym>The Vatican</synonym>
  <synonym>Holy See</synonym>
  <synonym>Città del Vaticano</synonym>
  <synonym>Citta del Vaticano</synonym>
</entry>
```

Attribute	Value	Default	Description
<element contents>	<the synonym>		The synonym value.
case	sensitive <i>1/on/yes/true</i> insensitive <i>0/off/no/false</i> inherited	inherited	Determines whether a match is case sensitive. The value <code>inherited</code> accepts the case matching mode of the <code>entry</code> parent.

<pattern>

Element: pattern

Child Elements: <none>

Description: Defines a pattern used for matching.

Example: `<pattern score=".1" case="insensitive" replace="replacechars" insert_before="prefix_" insert_after="_suffix">cat</pattern>`

Attribute	Value	Default	Description
pattern	<actual pattern>		A value is required.
score	>= 0	1	See description in <entry> , on page 280.
case	sensitive <i>1/on/yes/true</i> insensitive <i>0/off/no/false</i> inherited	inherited	Determines whether a match is case sensitive. The value <i>inherited</i> accepts the case matching mode of the <i>grammars</i> parent.
replace	<text to replace the match>	<no default>	The matched text is replaced with the specified text.
insert_before	<text to insert before the match>	<no default>	Matched text is prefixed with the specified text.
insert_after	<text to insert after the match>	<no default>	Matched text is suffixed with the specified text.
debug	true <i>1/on/yes/true</i> false <i>0/off/no/false</i> inherited	inherited	Displays verbose information for the pattern element during compilation. The value <i>inherited</i> accepts the debug mode of the <i>entity</i> parent.

Regular Expressions

This section describes the regular expressions syntax that Education supports.

The engine's parser interprets regular expression syntax nearly identically to the UNIX regular expression syntax. The engine's regular expression syntax also includes some extensions for matching substrings.

Operators

The following table the base regular expression operators available in the Education engine and the pattern the operator matches.

Operator	Matched Pattern
\	Quote the next metacharacter.
^	Match the beginning of a line.
\$	Match the end of a line.
.	Match any character (except newline).
	Alternation.
()	Used for grouping to force operator precedence.
[xy]	The character <i>x</i> or <i>y</i> .
[x-z]	The range of characters between <i>x</i> and <i>z</i> .
[^z]	Any character except <i>z</i> . <div> <p>NOTE: For performance reasons, Micro Focus recommends that you explicitly list all the characters that you want to match, rather than using this operator.</p> <p>NOTE: To use negated character classes in case-insensitive entities, you must include letters in both cases, for example <code>[^Zz]</code> rather than <code>[^z]</code>.</p> </div>

Quantifiers

Operator	Matched Pattern
*	Match 0 or more times.
+	Match 1 or more times.
?	Match 0 or 1 times.
{ <i>n</i> }	Match exactly <i>n</i> times.
{ <i>n</i> ,}	Match at least <i>n</i> times.
{ <i>n</i> , <i>m</i> }	Match at least <i>n</i> times, but no more than <i>m</i> times.

Metacharacters

Operator	Matched Pattern
\t	Match tab.
\n	Match newline.

Operator	Matched Pattern
\r	Match return.
\f	Match formfeed.
\a	Match alarm (bell, beep, and so on).
\e	Match escape.
\v	Match vertical tab.
\021	Match octal character (in this example, 21 octal).
\xF0	Match hex character (in this example, F0 hex).
\x{263a}	Match wide hex character (Unicode).
\w	Match word character: [A-Za-z0-9_].
\W	Match non-word character: [^A-Za-z0-9_].
\s	Match whitespace character. This metacharacter also includes \n and \r: [\t\n\r].
\S	Match non-whitespace character: [^\t\n\r].
\d	Match digit character: [0-9].
\D	Match non-digit character: [^0-9].
\b	Match word boundary.
\B	Match non-word boundary.
\A	Match start of string (never match at line breaks).
\Z	Match end of string. Never match at line breaks; only match at the end of the final buffer of text submitted for matching.

Extensions

Operator	Matched Pattern
(?A: <i>entity</i>)	<p>Match a previously defined entity, which is then copied into the new entity's definition. For example:</p> <pre><include path="number_types_eng.ecr"/> <entity name="fracpos" type="private"> <pattern>(A:number/fractalalpha/eng)</pattern> </entity></pre> <p>Copying an entity improves pattern execution speed, but increases compilation time and memory usage. It is recommended unless the copied entry is large and is copied</p>

Operator	Matched Pattern
	multiple times.
(?A^ <i>entity</i>)	<p>Match a previously defined entity, which is then referenced by the new entity.</p> <p>Referencing an entity minimizes the size and memory usage of the grammar, but decreases performance. The performance impact can vary from unnoticeable to significant, depending on the size and structure of the grammar.</p>
(?A! <i>expr</i>)	<p>Match the expression <i>expr</i> but exclude its output. Designates an expression that helps identify an entity, but is not part of it.</p> <p>For example:</p> <pre><grammars> <grammar name="person"> <entity name="age" type="public"> <pattern>(?A!Age:\s)[1-9][0-9]?</pattern> </entity> </grammar> </grammars></pre> <p>If this grammar is used to search the text</p> <p style="padding-left: 40px;">Name: Simon. Age: 32. Address. 12 Fifth Street, Las Vegas.</p> <p>the text 32 is returned but 12 is ignored because it does not have the prefix "Age:", which is matched upon but excluded from the output.</p>
(?A= <i>component:expr</i>)	<p>Define a component within an entity's definition. A component is a named part of an entity.</p> <p>For example, the following grammar defines <i>areacode</i> and <i>main</i> as components:</p> <pre><grammars> <grammar name="number"> <entity name="phone" type="public"> <pattern>(?A=areacode:[0-9]{3})-(?A=main:[0-9]{3}-[0-9]{4}) </pattern> </entity> </grammar> </grammars></pre> <p>If the data is as follows</p> <p style="padding-left: 40px;">The phone number is 408-555-1342.</p> <p>and the following configuration options are set</p> <pre><OutputSimpleMatchInfo>false</OutputSimpleMatchInfo> <EnableComponents>true</EnableComponents></pre> <p>then the output displays the <i>areacode</i> value 408 and the <i>main</i> value 555-1342 separately.</p>

Token Properties

CAUTION:

Token properties will be deprecated in a future release. Users should use the equivalent explicit regular expressions instead of token properties.

Operator	Match Pattern
(?A: { <i>properties</i> })	<p>Matches a token that satisfies the list of properties provided. The properties are specified in a comma-separated list of one or more of the following:</p> <ul style="list-style-type: none"> • num, alpha_num • all_caps, mixed_case, capword <p>Any of these properties can be prefixed with the negation operator '!' for exclusion.</p>

Example Grammar Files

The following sample grammar files contains the `gram_edk_place.xml` grammar.

- [grammar.xml](#)287
- [grammar_include.xml](#)288
- [Example Grammar File to Match Months](#)288
- [Simplified Grammar File Containing a Dictionary of Place Names](#)289
- [Simplified Grammar File Containing Patterns to Match Times of Day](#)290

grammar.xml

```
<?xml version="1.0" encoding="UTF-8"?>

<!DOCTYPE grammars SYSTEM "../published/edk.dtd">
<!-- Sample Eduction grammar file showing all elements and attributes in the DTD -->
<grammars debug="true" case="sensitive">
  <include path="grammar_include.xml" type="private">
    <publish name="grammar2/g2e2"/> <!-- publish previously private entity -->
  </include>
  <grammar name="grammar1" case="inherited" extend="disallow" debug="inherited">
    <extern name="grammar2"/> <!-- removes the need to refer explicitly to grammar2 -->
    <entity name="entity1" type="public" case="insensitive" extend="disallow"
debug="true">
      <!-- the following entity definitions are not useful but are provided only to
illustrate the options and combinations of elements and attributes available -->
      <pattern score=".1" case="insensitive" replace="replacechars" insert_
```

```

before="prefix_" insert_after="_suffix">cat</pattern>
  <pattern score=".2">sat</pattern>
  <entry headword="mat" score=".3" case="inherited" debug="inherited">
    <synonym case="inherited">rug</synonym> <!-- will locate rug but return mat -
->
    <!-- will locate rug but return mat -->
    <synonym case="inherited"><![CDATA[carpet]]></synonym> <!-- illustrates
allowing CDATA in this element -->
  </entry>
  <entry headword="dog" score=".6"/>
  <entry>
    <headword score=".8"><![CDATA[rabbit<hi!>&abc&]]></headword>
    <synonym>bunny</synonym>
  </entry>
</entity>
<entity name="entity2" type="public">
  <pattern>(?A:g2e1)</pattern>
</entity>
</grammar>
</grammars>

```

grammar_include.xml

```

<?xml version="1.0" encoding="UTF-8"?>
<!DOCTYPE grammars SYSTEM "../published/edk.dtd">
<grammars>
  <grammar name="grammar2">
    <entity name="g2e1">
      <pattern>animal</pattern> <!-- default visibility -->
    </entity>
    <entity name="g2e2" type="private"> <!-- explicitly private -->
      <pattern>mineral</pattern>
    </entity>
    <entity name="g2e3" type="public"> <!-- explicitly public -->
      <pattern>vegetable</pattern>
    </entity>
  </grammar>
</grammars>

```

Example Grammar File to Match Months

```

<?xml version="1.0" encoding="UTF-8"?>
<!DOCTYPE grammars SYSTEM "../published/edk.dtd">

<grammars version="4.0">
  <include path="winter_names.ecr" type="private"/>
  <grammar name="example">

```



```

<entity name="spring_month" type="private">
  <pattern>[Mm]ar(ch|\.)</pattern>
  <entry headword="April"/>
  <entry headword="april"/>
  <entry headword="Apr"/>
  <entry headword="apr"/>
  <entry headword="Apr."/>
  <entry headword="apr."/>
  <pattern replace="May">[Mm]ay\.?</pattern>
  <entry headword="June">
    <synonym>Jun</synonym>
    <synonym>Jun.</synonym>
    <synonym>june</synonym>
    <synonym>jun</synonym>
    <synonym>jun.</synonym>
  </entry>
</entity>

<entity name="summer_month" type="private" case="insensitive">
  <entry headword="June"/>
  <entry headword="July"/>
  <entry headword="August"/>
  <entry headword="September"/>
</entity>

<entity name="month" type="public">
  <pattern>(A^spring_month)</pattern>
  <pattern>(A:summer_month)</pattern>
  <entry headword="September"/>
  <entry headword="October"/>
  <entry headword="November"/>
  <entry headword="December"/>
  <pattern>(A^winter_month)</pattern>
  <!-- spelling mistakes -->
  <entry score="0.5" headword="Febuary"/>
</entity>

</grammar>
</grammars>

```

Simplified Grammar File Containing a Dictionary of Place Names

NOTE:

The following grammar file is a simplified version provided for example purposes, rather than actual source code.

```

<entity name="city/spain" type="public">
  <entry headword="Barcelona"/>

```

```

    <entry headword="Ciudad Real"/>
    <entry headword="Granada"/>
    <entry headword="Madrid"/>
</entity>
<entity name="city/germany" type="headword">
    <entry headword="Berlin"/>
    <entry headword="Frankfurt"/>
    <entry headword="München"/>
    <entry headword="Leipzig"/>
</entity>

```

Simplified Grammar File Containing Patterns to Match Times of Day

NOTE:

The following grammar file is a simplified version provided for example purposes, rather than actual source code.

```

<entity name="time_24_hour" type="public">
    <pattern>[01][0-9]:[0-5][0-9]</pattern>
    <pattern>2[0-3]:[0-5][0-9]</pattern>
</entity>

<entity name="time_all" type="public">
    <pattern>(A:time_24_hour)</pattern>
    <entry headword="Midnight"/>
    <entry headword="midnight"/>
    <pattern>([1-9]|10|11|12) ?[ap]\.m\.?</pattern>
</entity>

```

Eduction Grammar DTD

The XML DTD describing the Eduction grammar (such as, `edk.dtd`) is as follows:

```

<!ELEMENT grammars (include*, grammar*)>
<!ATTLIST grammars
version CDATA #IMPLIED
case (sensitive|insensitive|inherited) "inherited"
debug (true|false) "false"
>
<!ELEMENT include (publish*)>
<!ATTLIST include
path CDATA #REQUIRED
type (private|public) "public"
>
<!ELEMENT publish EMPTY>
<!ATTLIST publish

```

```

name CDATA #IMPLIED
>
<!ELEMENT grammar (extern*,entity+)>
<!ATTLIST grammar
name CDATA #REQUIRED
case (sensitive|insensitive|inherited) "inherited"
extend (append|replace|disallow) "disallow"
debug (true|false|inherited) "inherited"
>
<!ELEMENT extern EMPTY>
<!ATTLIST extern
name CDATA #REQUIRED
>
<!ELEMENT entity (entry*,pattern*)+>
<!ATTLIST entity
name CDATA #REQUIRED
type (private|public) "private"
case (sensitive|insensitive|inherited) "inherited"
extend (append|replace|disallow) "disallow"
debug (true|false|inherited) "inherited"
>
<!ELEMENT entry (headword?,synonym*)>
<!ATTLIST entry
headword CDATA #IMPLIED
score CDATA "1"
case (sensitive|insensitive|inherited) "inherited"
debug (true|false|inherited) "inherited"
>
<!ELEMENT headword (#PCDATA)>
<!ATTLIST headword
score CDATA "1"
case (sensitive|insensitive|inherited) "inherited"
>
<!ELEMENT synonym (#PCDATA)>
<!ATTLIST synonym
case (sensitive|insensitive|inherited) "inherited"
>
<!ELEMENT pattern (#PCDATA)>
<!ATTLIST pattern
score CDATA "1"
case (sensitive|insensitive|inherited) "inherited"
replace CDATA #IMPLIED
insert_before CDATA #IMPLIED
insert_after CDATA #IMPLIED
>

```


Appendix 1: Education Lua Methods Reference

This section describes the methods and parameters that you can use in your Lua post-processing scripts.

Method	Description
addComponent	Adds a new component to the match.
getComponent	Returns a specific component.
getComponentCount	Returns the total number of components in a match.
getEntityName	Returns the name of an entity in a match.
getMatchedText	Returns the input text for a match.
getName	Returns the name of a component.
getOffset	Returns the position of a match (in bytes).
getOffsetLength	Returns the position of a match (in characters).
getOutputText	Returns the output text for a match.
getScore	Returns the score of a match.
getText	Returns the text that is matched by a component.
setEntityName	Edits an entity name in a match.
setMatchedText	Edits the input text for match.
setName	Edits the name of a component.
setOffset	Edits the position of a match (in bytes).
setOffsetLength	Edits the position of a match (in bytes).
setOutputText	Assigns a new value to the output text for a match.
setScore	Edits the score of a match.
setText	Edits the text that is matched by a component.

addComponent

Adds a new component to the match. For example, if your Education task returns an email address as a match, you can use `addComponent` to extract the text after the `@` symbol and add it as a DOMAIN component for the match.

You can also use `addComponent` to add metadata from other sources. For example, if you have extracted a place name, you can add components called “LATITUDE” and “LONGITUDE”, and populate them with data from a different source, regardless of the fact that they were not components of the original text.

Syntax

```
edkmatch:addComponent(name, offset, offsetLength)
```

Arguments

Argument	Description
name	The name of the new component (for example, TOPIC, or SENTIMENT)
offset	The position of the text in the match to use as the new component (in bytes).
offsetLength	The position of the text in the match to use as the new component (in characters).

NOTE:

If you are unsure of the correct `offset` or `offsetLength`, you can specify `offset=0` or `offsetLength=0`.

Returns

The new empty component object.

Related Topics

- [getName](#), on page 296
- [setName](#), on page 299
- [getText](#), on page 298
- [setText](#), on page 301

getComponent

The `getComponent` method returns a specified component object. For example, if you have six components, you can return the fourth component by using `edkmatch:getComponent(4)`.

NOTE:

Lua index values start from 1, not from 0 as in most other programming languages. For example, to get the third component object in a list, you must enter `edkmatch:getComponent(3)`.

Syntax

```
edkmatch:getComponent(index)
```

Arguments

Argument	Description
index	The number of the component to get.

Returns

The component object at the specified index position in the match.

Related Topics

- [getName, on the next page](#)
- [setName, on page 299](#)
- [getText, on page 298](#)
- [setText, on page 301](#)

getComponentCount

Returns the total number of components in a match.

Syntax

```
edkmatch:getComponentCount()
```

Returns

The number of components.

getEntityName

Gets an entity name from a match.

Syntax

```
edkmatch:getEntityName()
```

Returns

The name of the entity in a match. You can use [setEntityName](#) to edit the name.

getMatchedText

Returns the input text for a particular match, that is, the text **before** any normalization or modification that occurs as part of the extraction process.

Syntax

```
edkmatch:getMatchedText()
```

Returns

The input text for a match. You can use [setMatchedText](#) to edit the text.

Related Topics

- [getOutputText](#), on the next page

getName

Retrieves the name of a component.

Syntax

```
edkcomponent:getName()
```

Returns

The component name. You can use [setName](#) to edit the component name.

getOffset

Provides information on where in a document a particular match is found.

Syntax

```
edkmatch:getOffset()
```

Returns

The position of the match, in bytes. You can use [setOffset](#) to edit this information.

getOffsetLength

Provides information on where in a document a particular match is found.

Syntax

```
edkmatch:getOffsetLength()
```

Returns

The position of the match, in characters. You can use [setOffsetLength](#) to edit this information.

getOutputText

Returns the output text for a match, that is, the text **after** any normalization or modification that takes place as part of the extraction process.

Syntax

```
edkmatch:getOutputText()
```

Returns

The output text of a match. You can use [setOutputText](#) to edit the text.

Related Topics

- [getMatchedText](#), on the previous page

getScore

Retrieves the score for a match.

Syntax

```
edkmatch:getScore()
```

Returns

The score for the match. You can use [setScore](#) to edit the score.

getText

Returns the output text that is matched by a particular component.

Syntax

```
edkcomponent.getText()
```

Returns

The matched text for a specified component. You can use [setText](#) to edit the text.

setEntityName

Edits the name of the entity that you retrieved by using [getEntityName](#).

Syntax

```
edkmatch.setEntityName(new_name)
```

Arguments

Argument	Description
<code>new_name</code>	The new name for the entity in the match.

Returns

The new entity name.

setMatchedText

Edits the input text that you retrieved by using [getMatchedText](#).

The input text is the text **before** any normalization or modification that takes place as part of the extraction process. By contrast, [setOutputText](#) enables you to edit the output text after any changes.

Syntax

```
edkmatch.setMatchedText(new_text)
```

Arguments

Argument	Description
<code>new_text</code>	The new value that you want to assign to the input text.

Returns

The new input text.

setName

Edits the name of the component that you retrieved with [getName](#).

Syntax

```
edkcomponent.setName(new_name)
```

Arguments

Argument	Description
<code>new_name</code>	The new name for the component.

Returns

The new component name.

setOffset

Edits the position of a match in a document.

Syntax

```
edkmatch.setOffset(new_offset)
```

Arguments

Argument	Description
<code>new_offset</code>	The new position of the match (in bytes).

Returns

The new position of the match (in bytes).

Related Topics

- [getOffset](#), on page 296

setOffsetLength

Edits the position of a match in a document.

Syntax

```
edkmatch:setOffsetLength(new_length)
```

Arguments

Argument	Description
<code>new_length</code>	The new position of the match (in characters).

Returns

The new position of the match (in characters).

setOutputText

Edits the output text that you retrieved by using [getOutputText](#).

The output text is the text **after** any normalization or modification that takes place as part of the extraction process. By contrast, [setMatchedText](#) enables you to edit the input text before any changes are made.

Syntax

```
edkmatch:setOutputText(new_text)
```

Arguments

Argument	Description
<code>new_text</code>	The new value that you want to assign to the output text for a match.

Returns

The new output text.

setScore

Edits the match score that you retrieved with [getScore](#).

Syntax

```
edkmatch:setScore(new_score)
```

Arguments

Argument	Description
new_score	The new score for the match.

Returns

The new score for the match.

setText

Edits the matched text for a particular component that you retrieved with [getText](#).

Syntax

```
edkcomponent:setText(new_text)
```

Arguments

Argument	Description
new_text	The new matched text for the component.

Returns

The new matched text for the specified component.

Glossary

A

ACI (Autonomy Content Infrastructure)

A technology layer that automates operations on unstructured information for cross-enterprise applications. ACI enables an automated and compatible business-to-business, peer-to-peer infrastructure. The ACI allows enterprise applications to understand and process content that exists in unstructured formats, such as email, Web pages, Microsoft Office documents, and IBM Notes.

ACI Server

A server component that runs on the Autonomy Content Infrastructure (ACI).

ACL (access control list)

An ACL is metadata associated with a document that defines which users and groups are permitted to access the document.

action

A request sent to an ACI server.

active directory

A domain controller for the Microsoft Windows operating system, which uses LDAP to authenticate users and computers on a network.

C

Category component

The IDOL Server component that manages categorization and clustering.

chunking

The process of dividing a sentence into a sequence of non-overlapping text regions, or chunks. See also: shallow parsing.

Community component

The IDOL Server component that manages users and communities.

compiled grammar

A grammar file that has been compiled from XML into ECR file format using the Education command-line tool edktool, so that Education can use it directly. See also: XML, ECR file, grammar, standard grammar, user grammar.

connector

An IDOL component (for example File System Connector) that retrieves information from a local or remote repository (for example, a file system, database, or Web site).

Connector Framework Server (CFS)

Connector Framework Server processes the information that is retrieved by connectors. Connector Framework Server uses KeyView to extract document content and metadata from over 1,000 different file types. When the information has been processed, it is sent to an IDOL Server or Distributed Index Handler (DIH).

Content component

The IDOL Server component that manages the data index and performs most of the search and retrieval operations from the index.

D

DAH (Distributed Action Handler)

DAH distributes actions to multiple copies of IDOL Server or a component. It allows you to use failover, load balancing, or distributed content.

database

An IDOL server data pool that stores indexed information. The administrator can set up one or more databases, and specifies how data is fed to the databases. By default IDOL server contains the databases Profile, Agent, Activated, Deactivated, News and Archive.

dictionary

An XML file that provides a vocabulary for an entity. Education uses the dictionary to scan a document and extract the defined entities that match the search pattern. See also: XML, entity, extraction.

DIH (Distributed Index Handler)

DIH allows you to efficiently split and index extremely large quantities of data into multiple copies of IDOL Server or the Content component. DIH allows you to create a scalable solution that delivers high performance and high availability. It provides a flexible way to batch, route, and categorize the indexing of internal and external content into IDOL Server.

E**ECR file**

ECR is a proprietary format for grammar files that Education can easily read at runtime. You can write grammar files in XML, then use the Education command-line tool edktool to compile them into ECR format. See also: XML, compiled grammar.

Education

The process of extracting entities (patterns of text) from documents.

entity

In Education, an entity is a word, phrase, or block of information that the Education component can match and extract from documents. An entity can be a specific text string, such as a name, or it can be a pattern

of text such as an address or phone number. You define the pattern in a grammar, which Education uses to find the entities in documents.

extraction

Education extracts entities from documents based on the rules you have created in your dictionaries and grammars, and returns an XML list of matches, or adds the matches to the source document as new fields. See also: XML, grammar, dictionary.

F**field**

Fields define different parts of content in IDOL documents, such as the title, content, and metadata information.

G**grammar**

In Education, a grammar is a pattern that defines an entity.

I**IDOL**

The Intelligent Data Operating Layer (IDOL) Server, which integrates unstructured, semi-structured and structured information from multiple repositories through an understanding of the content. It delivers a real-time environment in which operations across applications and content are automated.

IDOL Proxy component

An IDOL Server component that accepts incoming actions and distributes them to the appropriate subcomponent. IDOL Proxy also performs some maintenance operations to make sure that the subcomponents are

running, and to start and stop them when necessary.

IDOL server

The Micro Focus Intelligent Data Operating Layer (IDOL) server, which integrates unstructured, semi-structured and structured information from multiple repositories through an understanding of the content, delivering a real time environment in which operations across applications and content are automated, removing all the manual processes involved in getting the right information to the right people at the right time.

IDX

A structured file format that can be indexed into IDOL server. You can use a connector to import files into this format or you can manually create IDX files.

importing

After a document has been downloaded from the repository in which it is stored, it is imported to an IDX or XML file format. This process is called "importing".

index

The IDOL server data index contains document content and field information for analysis and retrieval.

indexing

The process of storing data in IDOL server. IDOL server stores data in different field types (such as, index, numeric and ordinary fields). It is important to store data in appropriate field types to ensure optimized performance.

Intellectual Asset Protection System (IAS)

An integrated security solution to protect your data. At the front end, authentication checks that users are allowed to access the system that contains the result data. At the back end, entitlement checking and authentication

combine to ensure that query results contain only documents that the user is allowed to see, from repositories that the user has permission to access. For more information, refer to the IDOL Document Security Administration Guide.

K

KeyView

The IDOL component that extracts data, including text, metadata, and subfiles from over 1,000 different file types. KeyView can also convert documents to HTML format for viewing in a Web browser.

L

LDAP

Lightweight Directory Access Protocol. Applications can use LDAP to retrieve information from a server. LDAP is used for directory services (such as corporate email and telephone directories) and user authentication. See also: active directory, primary domain controller.

License Server

License Server enables you to license and run multiple IDOL solutions. You must have a License Server on a machine with a known, static IP address.

Lua

An embedded scripting language that you can use to write custom scripts to expand certain IDOL functionality.

Luhn algorithm

A formula used to validate identification numbers, such as credit card numbers and social security numbers. The formula checks for errors by performing mathematical operations in the number to calculate a

number that must agree with the final digit of the number.

M

metadata

Data that describes and gives information about other data. For example, the metadata for a text document might include information about the author of the document, the date it was written, or a short summary.

O

OmniGroupServer (OGS)

A server that manages access permissions for your users. It communicates with your repositories and IDOL Server to apply access permissions to documents.

P

parsing

The process of analyzing text according to the rules of a formal grammar.

pattern

A pattern is a description of the entity you want to extract, that enables Education to produce a list of matches based on that pattern. A pattern can explicitly list what Education should look for (for example, a list of names), or can specify in general terms what a match should look like (for example, phone numbers). See also: entity, extraction, grammar.

polarity scoring

A number, usually between 0.50 and 1.50, that represents the strength of the sentiment in the matched phrase.

precision

Precision is the percentage of extracted entities that are true entities. See also: recall.

primary domain controller

A server computer in a Microsoft Windows domain that controls various computer resources. See also: active directory, LDAP.

R

recall

The recall of an extraction is the percentage of matches that are actually returned, out of the total number of matches that should return in theory. See also: precision.

regular expressions

A string that allows you to define a particular string pattern in a concise format. In IDOL server, matching in Education and Connectors uses regular expressions to define what you want to match.

relevance

The similarity that a particular query result has to the initial query. IDOL server assigns results a percentage relevance score according to how closely it matches the query criteria.

S

sentiment analysis

A form of Education that identifies positive and negative sentiment in text.

shallow parsing

A form of sentence analysis that identifies the constituent parts of the sentence, such as noun phrases, but not their structure or their role in the sentence. See also: chunking.

standard grammar

Eduction includes a set of standard grammars that allow you to extract the most common entities, such as person, place, or company names, legal terms, addresses, dates, and times. See also: entity, compiled grammar, grammar, user grammar.

T

tagging

The process of adding extra information to documents. The tag might be a category, or entities returned from Eduction. Tagging usually adds a field to a document, which you can use to search by the name of a tag.

tokens

IDOL Server stores document text as a series of tokens. Generally, a token is a word, but it can also include other strings of characters (such as a phone number or e-mail address).

U

user grammar

XML files created by the user that describe entities that can locate patterns in text using the Eduction grammar language.

V

View

An IDOL component that converts files in a repository to HTML formats for viewing in a Web browser.

W

Wildcard

A character that stands in for any character or group of characters in a query.

X

XML

Extensible Markup Language. XML is a language that defines the different attributes of document content in a format that can be read by humans and machines. In IDOL Server, you can index documents in XML format. IDOL Server also returns action responses in XML format.

Send documentation feedback

If you have comments about this document, you can [contact the documentation team](#) by email. If an email client is configured on this system, click the link above and an email window opens with the following information in the subject line:

Feedback on User Guide (Micro Focus IDOL Eduction 11.6)

Add your feedback to the email and click **Send**.

If no email client is available, copy the information above to a new message in a web mail client, and send your feedback to swpdl.idoldocsfeedback@microfocus.com.

We appreciate your feedback!